



**QUA**  
GRANITE



Q U A R T Z  
A Q U A  
Q U A L I T Y

K U V A R S K R İ S T A L L E R İ ,  
S U Y U N G Ü C Ü V E  
E Ş S İ Z K A L İ T E N İ N  
U Y U M U N D A N D O Ğ A N  
B İ R G R A N İ T . . .

*Q U A R T Z C R Y S T A L S . . .  
A G R A N I T E D E R I V E D  
F R O M H A R M O N Y O F  
W A T E R P O W E R A N D  
U N I Q U E Q U A L I T Y . . .*

ARDEZYA	105
ARK	153
ARMADA	147
ARTWORK	149
BAVARIA	108
BAZALT	111
BENELUX	115
BIANCO RIVER	9
BLUE JEANS	11
CALACATTA	13
CALACATTA GOLDIE	15
CALACATTA OCEAN	17
CANYON	19
CHOICE	159
CIPOLLINO	119
CROWN	23
DAKOTA	123
DEEPSTONE	25
DESERTO	27
ESPINA	31
FANTASY	33
FIO DI BOSCO	35
FOREST	185
FUEGO	37
GAZELLE	39
IMPERIAL	41
LAPIS	127
LENA	43
LUNA	163
MAIORCA	45
MARFIL ROSSO	49
MARJINAL	205
MAVİ BLUE	129
MELLOW GOLD	51
MISTY	53
MOOD	55
OLDWOOD	191
OMNIA	59
PALLISANDRO	63
PANDA	65
PAONAZZO	67
PEARL	69
PIZARRA	71
PLATO	130
PULPIS	73
RAMO MISTO	77
RASA	133
ROZETTA	79
SILVER BEACH	137
SOMBRA	81
SPACE	85
SPRING	89
STARK	171
STATUARIO	91
STREET	179
SUN ONYX	93
TERRAZZO	139
TIBERWOOD	195
TOKYO	97
TRAVERTINE	143
TROPE	95
VENUS	101

## EBAT DİZİN SIZE INDEX

### 30x60 - 11,8x23,6"

ARDEZYA	105
ARK	153
ARMADA	147
BAZALT	111
BENELUX	115
BIANCO RIVER	9
CALACATTA	13
CANYON	19
DAKOTA	123
LUNA	163
MARFIL ROSSO	49
MARJINAL	205
MOOD	55
OMNIA	59
PEARL	69
PULPIS	73
RAMO MISTO	77
STARK	171
TROPE	95

### 30x60x2 - 11,8x23,6x0,8"

ARDEZYA	105
BAZALT	111
DAKOTA	123
LUNA	163
STARK	171

### 30x120 - 11,8x47,2"

ARK	153
BIANCO RIVER	9
BLUE JEANS	11
CALACATTA	13
CANYON	19
CHOICE	159
CIPOLLINO	119
CROWN	23
DEEPSTONE	25
DESERTO	27
ESPINA	31
FOREST	185
FUEGO	37
GAZELLE	39
IMPERIAL	41
LAPIS	127
LENA	43
LUNA	163
MAIORCA	45
MARFIL ROSSO	49
MARJINAL	205
MISTY	53
MOOD	55
OLDWOOD	191
OMNIA	59
PANDA	65
PAONAZZO	67
PEARL	69
PIZARRA	71
PULPIS	73
RAMO MISTO	77
ROZETTA	79
SOMBRA	81
SPACE	85
SPRING	89
STATUARIO	91
SUN ONYX	93
TIBERWOOD	195
TOKYO	97
TROPE	95
VENUS	101

### 30x120x2 - 11,8x47,2x0,8"

ARK	153
BAZALT	113
FOREST	185
LUNA	166
TIBERWOOD	195

### 60x60 - 23,6x23,6"

ARDEZYA	105
ARK	153
ARMADA	147
BAZALT	111
BENELUX	115
BIANCO RIVER	9
CALACATTA	13
CANYON	19
DAKOTA	123
LUNA	163
MARFIL ROSSO	49
MARJINAL	205
MAVÍ BLUE	129
MOOD	55
OMNIA	59
PEARL	69
PULPIS	73
RAMO MISTO	77
STARK	171
STATUARIO	91
TERRAZZO	141
TRAVERTINE	143
TROPE	95

### 60x60x2 - 23,6x23,6x0,8"

ARDEZYA	105
ARK	153
BAVARIA	109
BAZALT	111
BENELUX	115
DAKOTA	123
LUNA	163
MAVÍ BLUE	129
RASA	133
SILVER BEACH	137
STARK	171
STREET	179
TERRAZZO	139
TRAVERTINE	143

### 60x90x2 - 23,6x35,4x0,8"

BAZALT	111
BENELUX	115
DAKOTA	123
PLATO	130
RASA	133
STREET	179

### 60x120x2 - 23,6x47,2x0,8"

ARK	153
BAVARIA	108
BAZALT	113
LUNA	163

### 14x120 - 5,5x47,2"

FOREST	185
OLDWOOD	191
TIBERWOOD	195

### 60x120 - 23,6x47,2"

ARK	153
ARMADA	147
ARTWORK	149
BIANCO RIVER	9
BLUE JEANS	11
CALACATTA	13
CALACATTA GOLDIE	15
CALACATTA OCEAN	17
CANYON	19
CHOICE	159
CIPOLLINO	119
CROWN	23
DEEPSTONE	25
DESERTO	27
ESPINA	31
FANTASY	33
FIO DI BOSCO	35
FUEGO	37
GAZELLE	39
IMPERIAL	41
LAPIS	127
LENA	43
LUNA	163
MAIORCA	45
MARFIL ROSSO	49
MARJINAL	205
MELLOW GOLD	51
MISTY	53
MOOD	55
OMNIA	59
PALLISANDRO	63
PANDA	65
PAONAZZO	67
PEARL	69
PIZARRA	71
PULPIS	73
RAMO MISTO	77
ROZETTA	79
SOMBRA	81
SPACE	85
SPRING	89
STARK	171
STATUARIO	91
SUN ONYX	93
TERRAZZO	141
TROPE	95
TOKYO	97
VENUS	101

### 45x90x2 - 17,71x35,43x0,8"

ARDEZYA	105
TRAVERTINE	143

### 120x120 - 47,2x47,2"

CALACATTA GOLDIE	15
CALACATTA OCEAN	17
FANTASY	33
FIO DI BOSCO	35
MARFIL ROSSO	49
PALLISANDRO	63
PAONAZZO	67

### 100x100 - 23,6x47,2"

ARK	153
MOOD	55
PULPIS	73
STATUARIO	91

## MARBLE

BIANCO RIVER	9
BLUE JEANS	11
CALACATTA	13
CALACATTA GOLDIE	15
CALACATTA OCEAN	17
CANYON	19
CROWN	23
DEEPSTONE	25
DESERTO	27
ESPINA	31
FANTASY	33
FIO DI BOSCO	35
FUEGO	37
GAZELLE	39
IMPERIAL	41
LENA	43
MAIORCA	45
MARFIL ROSSO	49
MELLOW GOLD	51
MISTY	53
MOOD	55
OMNIA	59
PALLISANDRO	63
PANDA	65
PAONAZZO	67
PEARL	69
PIZARRA	71
PULPIS	73
RAMO MISTO	77
ROZETTA	79
SOMBRA	81
SPACE	85
SPRING	89
STATUARIO	91
SUN ONYX	93
TROPE	95
TOKYO	97
VENUS	101

## STONE

ARDEZYA	105
ARMADA	147
ARTWORK	149
BAVARIA	108
BAZALT	111
BENELUX	115
CIPOLLINO	119
DAKOTA	123
LAPIS	127
MAVÍ BLUE	129
PLATO	130
RASA	133
SILVER BEACH	137
TERRAZZO	139
TRAVERTINE	143

## CONCRETE

ARK	153
CHOICE	159
LUNA	163
STARK	171
STREET	179

## WOOD


FOREST	185
OLDWOOD	191
TIBERWOOD	195

## MONOCHROME

MARJINAL	205
----------	-----

## 20 MM

ARDEZYA	105
ARK	153
BAVARIA	108
BAZALT	111
BENELUX	115
DAKOTA	123
FOREST	185
LUNA	163
MAVÍ BLUE	129
PLATO	130
RASA	133
SILVER BEACH	137
STARK	171
STREET	179
TERRAZZO	139
TIBERWOOD	195
TRAVERTINE	143



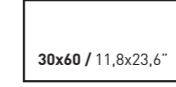
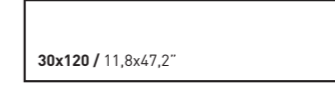
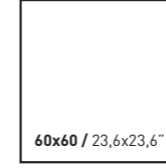

**MARBLE**




## BIANCO RIVER



### ÜRÜN BOYUTLARI / PRODUCT SIZES



### ÜRÜN FACE'LERİ / PRODUCT FACES

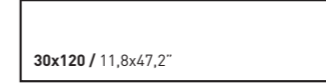







## BLUE JEANS



### ÜRÜN BOYUTLARI / PRODUCT SIZES



### ÜRÜN FACE'LERİ / PRODUCT FACES

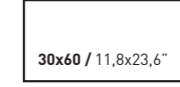
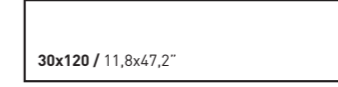
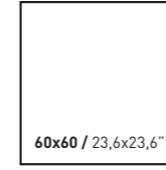
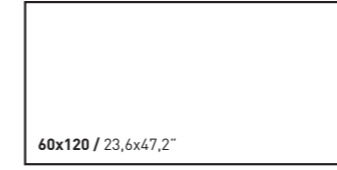




## CALACATTA



### ÜRÜN BOYUTLARI / PRODUCT SIZES



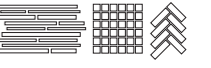
### ÜRÜN FACE'LERİ / PRODUCT FACES









## CALACATTA GOLDIE



### ÜRÜN BOYUTLARI / PRODUCT SIZES



### ÜRÜN FACE'LERİ / PRODUCT FACES








## CALACATTA OCEAN



### ÜRÜN BOYUTLARI / PRODUCT SIZES



### ÜRÜN FACE'LERİ / PRODUCT FACES

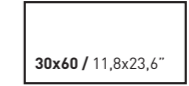
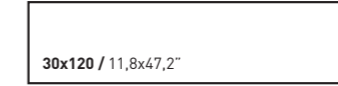

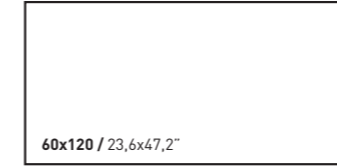




## CANYON GRIGIO



### ÜRÜN BOYUTLARI / PRODUCT SIZES



### ÜRÜN FACE'LERİ / PRODUCT FACES

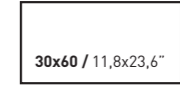
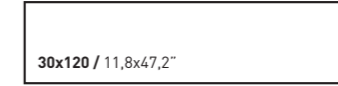
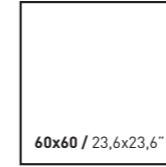
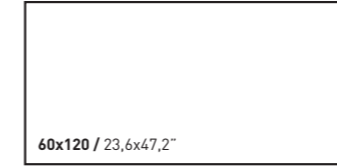





## CANYON ORO



### ÜRÜN BOYUTLARI / PRODUCT SIZES

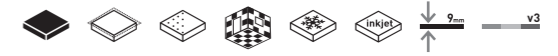


### ÜRÜN FACE'LERİ / PRODUCT FACES

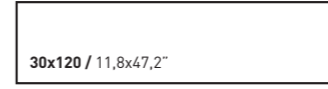
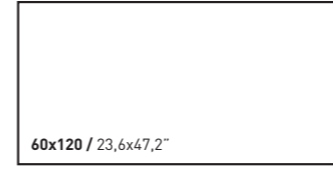





## CROWN



### ÜRÜN BOYUTLARI / PRODUCT SIZES



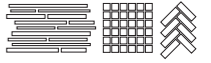
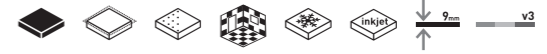
### ÜRÜN FACE'LERİ / PRODUCT FACES



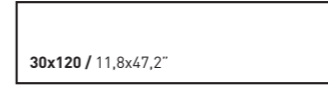
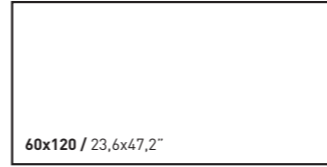
### DEKOR / DECOR




## DEEPSTONE



### ÜRÜN BOYUTLARI / PRODUCT SIZES

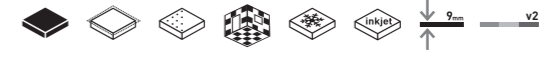


### ÜRÜN FACE'LERİ / PRODUCT FACES

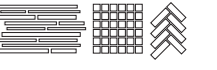




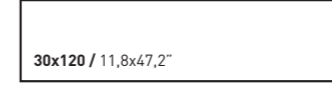
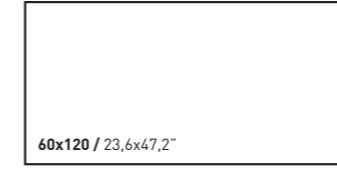
## DESERTO KAHVERENGİ / BROWN








MOZAIKLER / MOSAICS




### ÜRÜN BOYUTLARI / PRODUCT SIZES

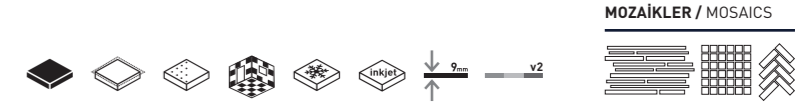


### ÜRÜN FACE'LERİ / PRODUCT FACES



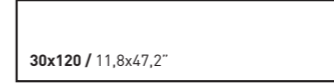
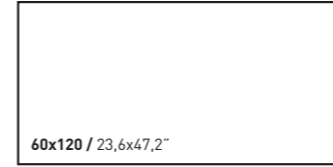


**DESERTO  
ANTRASİT / ANTHRACITE**

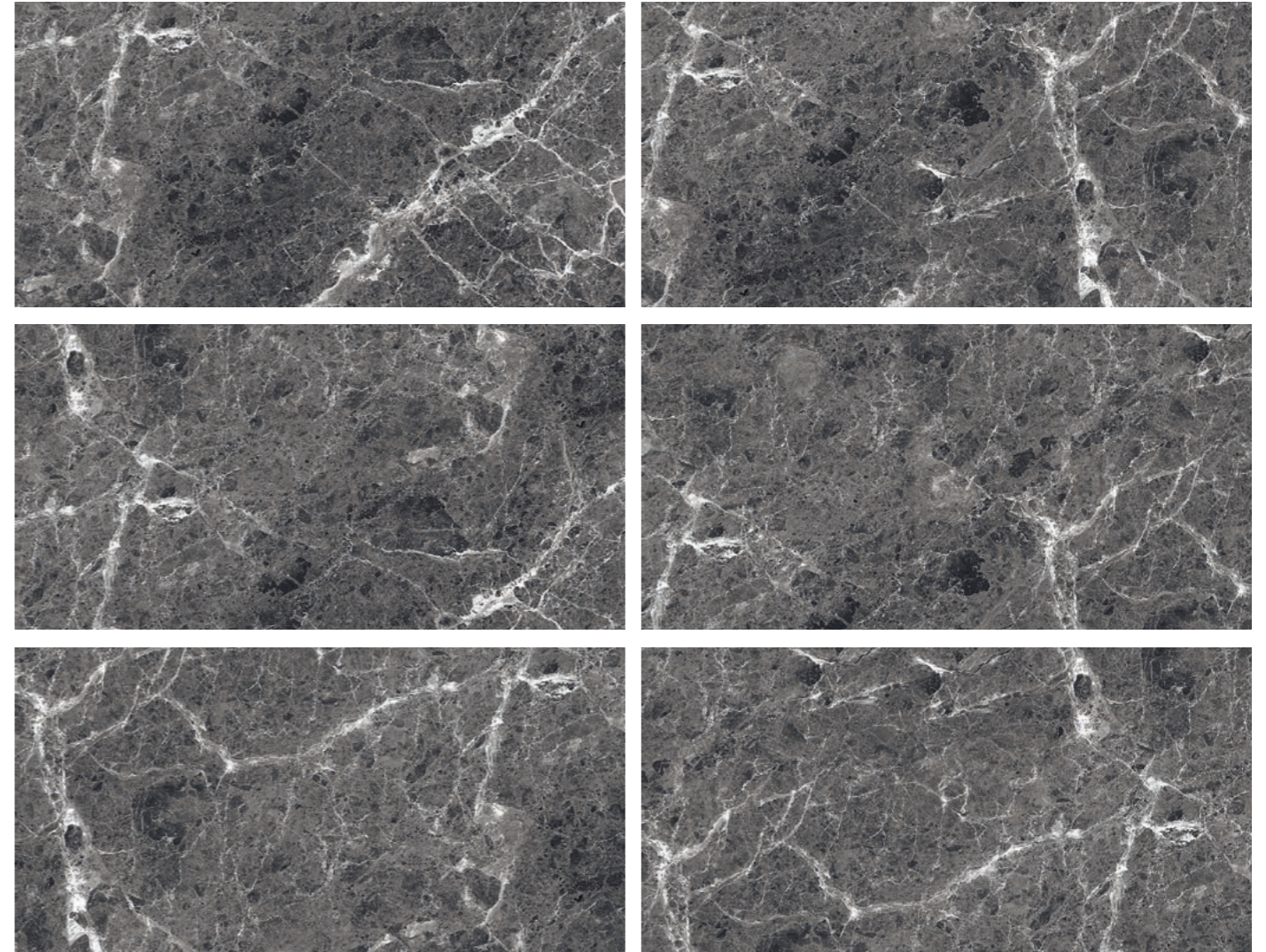


MOZAIKLER / MOSAICS

**ÜRÜN BOYUTLARI / PRODUCT SIZES**



**ÜRÜN FACE'LERİ / PRODUCT FACES**



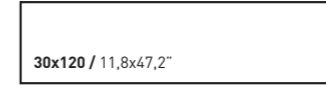
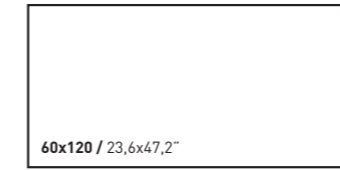







## ESPINA



### ÜRÜN BOYUTLARI / PRODUCT SIZES

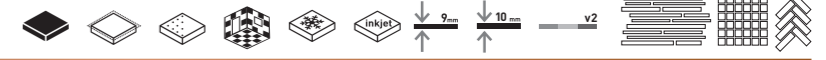


### ÜRÜN FACE'LERİ / PRODUCT FACES






## FANTASY



### ÜRÜN BOYUTLARI / PRODUCT SIZES

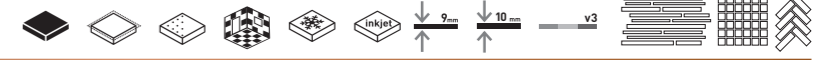


### ÜRÜN FACE'LERİ / PRODUCT FACES






## FIO DI BOSCO



### ÜRÜN BOYUTLARI / PRODUCT SIZES

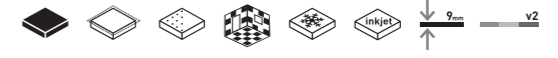


### ÜRÜN FACE'LERİ / PRODUCT FACES

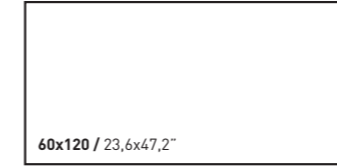










## FUEGO



### ÜRÜN BOYUTLARI / PRODUCT SIZES

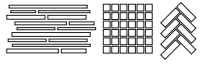
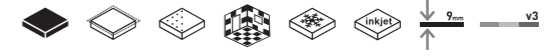


### ÜRÜN FACE'LERİ / PRODUCT FACES

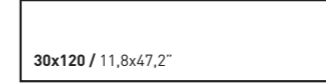
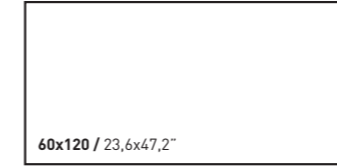









## GAZELLE



### ÜRÜN BOYUTLARI / PRODUCT SIZES

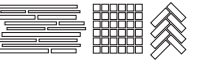
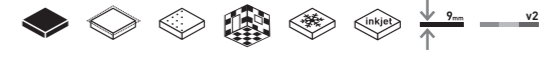


### ÜRÜN FACE'LERİ / PRODUCT FACES

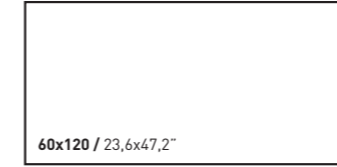








## IMPERIAL



### ÜRÜN BOYUTLARI / PRODUCT SIZES

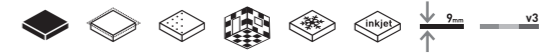


### ÜRÜN FACE'LERİ / PRODUCT FACES













## LENA



### ÜRÜN BOYUTLARI / PRODUCT SIZES



### ÜRÜN FACE'LERİ / PRODUCT FACES

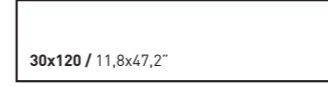
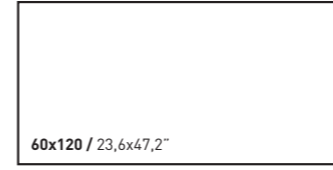




## MAIORCA GRIS




### ÜRÜN BOYUTLARI / PRODUCT SIZES



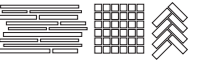
### ÜRÜN FACE'LERİ / PRODUCT FACES



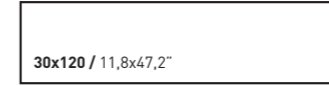
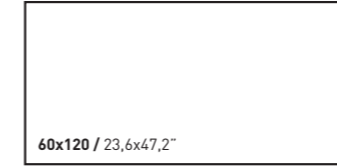




## MAIORCA BLUE



### ÜRÜN BOYUTLARI / PRODUCT SIZES



### ÜRÜN FACE'LERİ / PRODUCT FACES

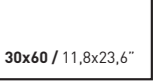

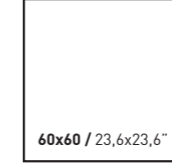





## MARFIL ROSSO



### ÜRÜN BOYUTLARI / PRODUCT SIZES



### ÜRÜN FACE'LERİ / PRODUCT FACES

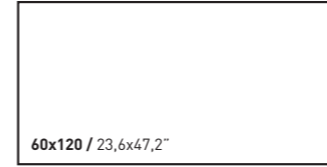




## MELLOW GOLD



### ÜRÜN BOYUTLARI / PRODUCT SIZES



### ÜRÜN FACE'LERİ / PRODUCT FACES

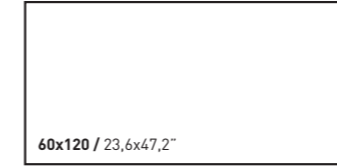





## MISTY



### ÜRÜN BOYUTLARI / PRODUCT SIZES



### ÜRÜN FACE'LERİ / PRODUCT FACES

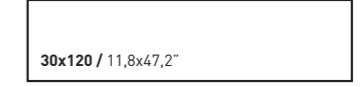
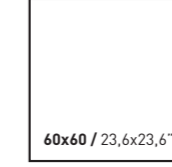
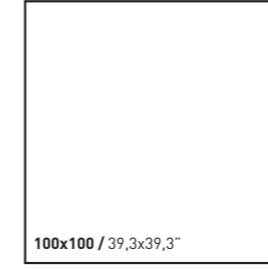




## MOOD GRİ / GREY



### ÜRÜN BOYUTLARI / PRODUCT SIZES

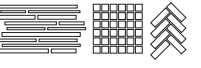
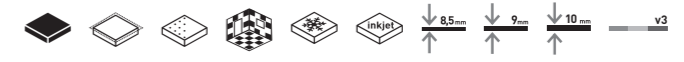


### ÜRÜN FACE'LERİ / PRODUCT FACES

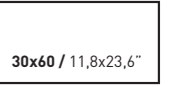
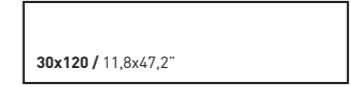
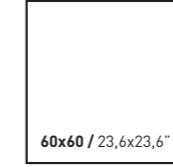
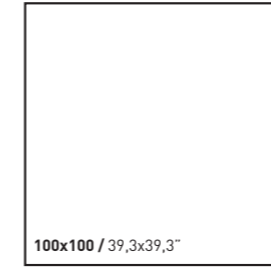




**MOOD FİLDİŞİ / IVORY**



**ÜRÜN BOYUTLARI / PRODUCT SIZES**

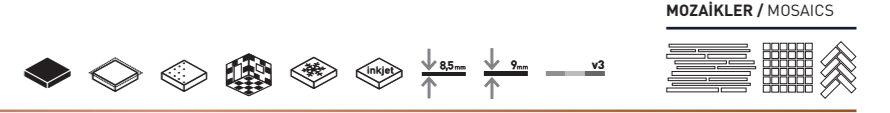


**ÜRÜN FACE'LERİ / PRODUCT FACES**

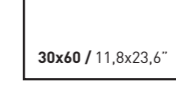
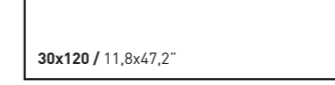
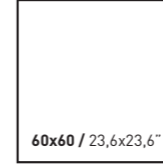





## OMNIA KAHVERENGİ BROWN



### ÜRÜN BOYUTLARI / PRODUCT SIZES



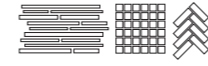
### ÜRÜN FACE'LERİ / PRODUCT FACES



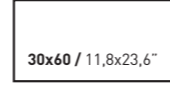
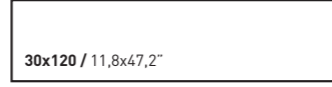
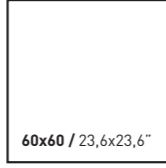
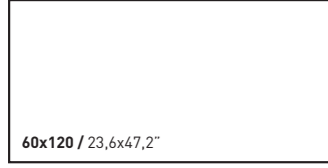
## OMNIA BEJ / BEIGE




MOZAIKLER / MOSAICS



### ÜRÜN BOYUTLARI / PRODUCT SIZES



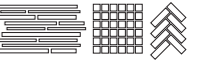
### ÜRÜN FACE'LERİ / PRODUCT FACES



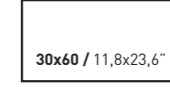
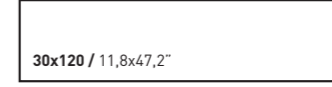
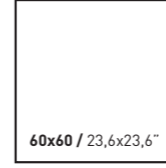
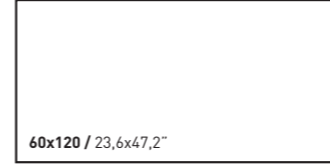
## OMNIA GRİ/GREY



MOZAIKLER / MOSAICS



### ÜRÜN BOYUTLARI / PRODUCT SIZES



### ÜRÜN FACE'LERİ / PRODUCT FACES








## PALLISANDRO



### ÜRÜN BOYUTLARI / PRODUCT SIZES



### ÜRÜN FACE'LERİ / PRODUCT FACES

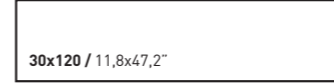









## PANDA



### ÜRÜN BOYUTLARI / PRODUCT SIZES



### ÜRÜN FACE'LERİ / PRODUCT FACES

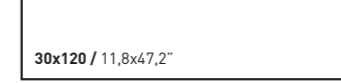







## PAONAZZO



### ÜRÜN BOYUTLARI / PRODUCT SIZES



### ÜRÜN FACE'LERİ / PRODUCT FACES

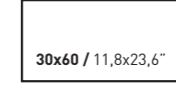
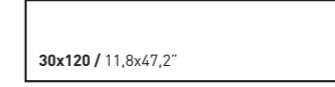
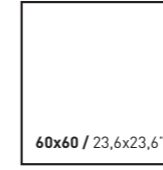
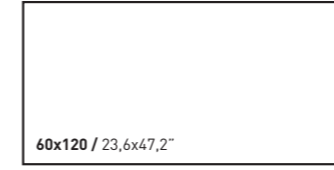




## PEARL



### ÜRÜN BOYUTLARI / PRODUCT SIZES

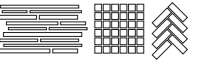


### ÜRÜN FACE'LERİ / PRODUCT FACES

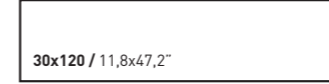
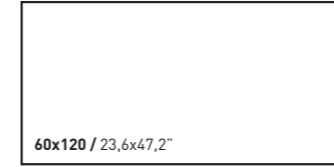







## PIZARRA



### ÜRÜN BOYUTLARI / PRODUCT SIZES




### ÜRÜN FACE'LERİ / PRODUCT FACES

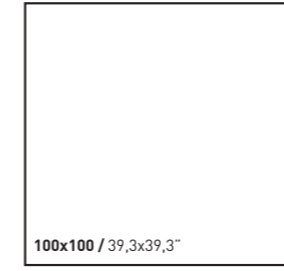



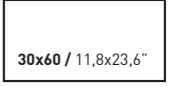





## PULPIS NERO



### ÜRÜN BOYUTLARI / PRODUCT SIZES

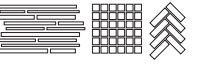
 <p>100x100 / 39,3x39,3"</p>	 <p>60x120 / 23,6x47,2" (MATT) PEI:3 R9</p>	 <p>60x60 / 23,6x23,6"</p>	 <p>30x120 / 11,8x47,2"</p>	 <p>30x60 / 11,8x23,6"</p>
---	--	---	--	---

### ÜRÜN FACE'LERİ / PRODUCT FACES

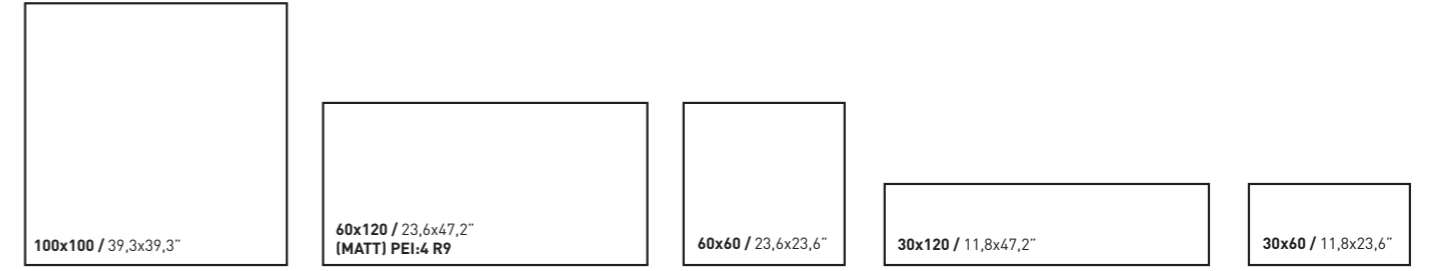





**PULPIS GRİ / GREY**



**ÜRÜN BOYUTLARI / PRODUCT SIZES**



**ÜRÜN FACE'LERİ / PRODUCT FACES**

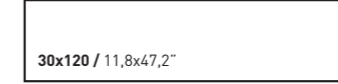
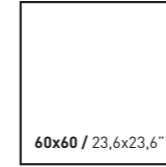
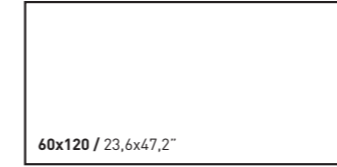




## RAMO MISTO



### ÜRÜN BOYUTLARI / PRODUCT SIZES



### ÜRÜN FACE'LERİ / PRODUCT FACES




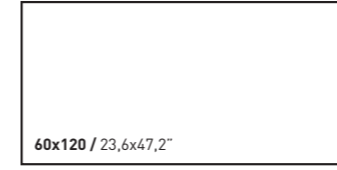





## ROZETTA



### ÜRÜN BOYUTLARI / PRODUCT SIZES

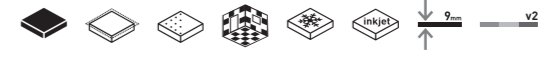


### ÜRÜN FACE'LERİ / PRODUCT FACES

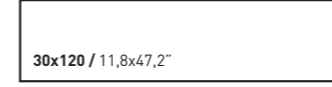





## SOMBRA TAUPE




### ÜRÜN BOYUTLARI / PRODUCT SIZES




### ÜRÜN FACE'LERİ / PRODUCT FACES

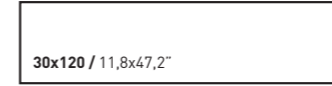
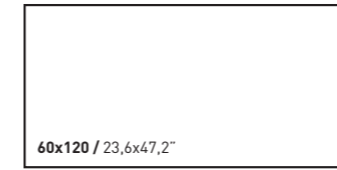





## SOMBRA SİYAH / BLACK



### ÜRÜN BOYUTLARI / PRODUCT SIZES



### ÜRÜN FACE'LERİ / PRODUCT FACES

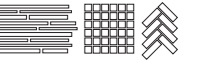




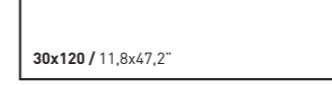

## SPACE KAHVERENGİ / BROWN









MOZAİKLER / MOSAICS



### ÜRÜN BOYUTLARI / PRODUCT SIZES



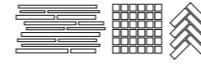
### ÜRÜN FACE'LERİ / PRODUCT FACES



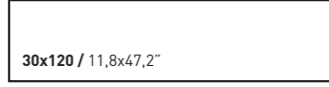
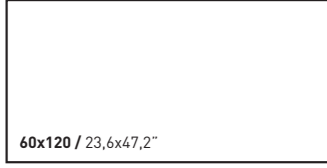
## SPACE ANTRASİT / ANTHRACITE




MOZAİKLER / MOSAICS



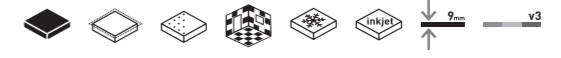
### ÜRÜN BOYUTLARI / PRODUCT SIZES



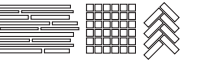
### ÜRÜN FACE'LERİ / PRODUCT FACES



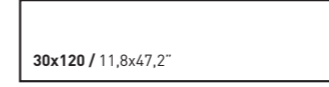
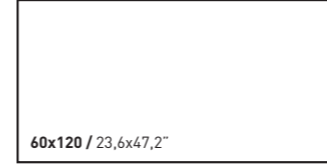
## SPACE GRİ / GREY




MOZAİKLER / MOSAICS



### ÜRÜN BOYUTLARI / PRODUCT SIZES

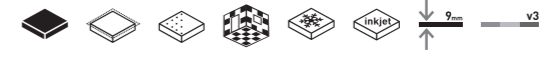


### ÜRÜN FACE'LERİ / PRODUCT FACES

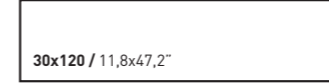
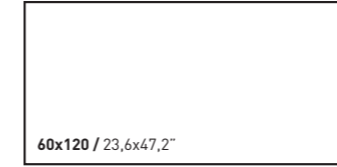










## SPRING



### ÜRÜN BOYUTLARI / PRODUCT SIZES

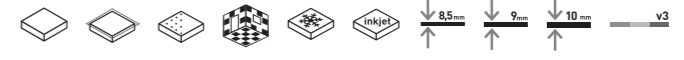


### ÜRÜN FACE'LERİ / PRODUCT FACES


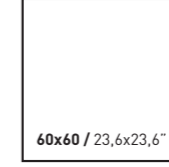

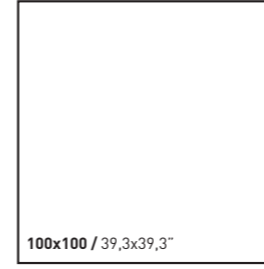





## STATUARIO



### ÜRÜN BOYUTLARI / PRODUCT SIZES

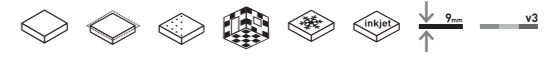


### ÜRÜN FACE'LERİ / PRODUCT FACES

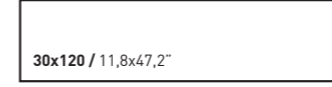





## SUN ONYX



### ÜRÜN BOYUTLARI / PRODUCT SIZES



### ÜRÜN FACE'LERİ / PRODUCT FACES



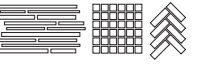




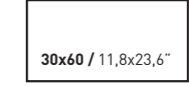
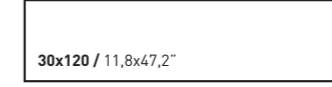
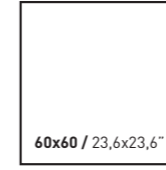
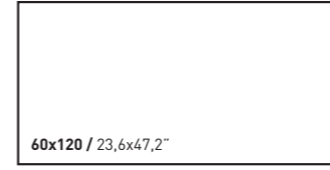
**TROPE**  
**KAHVERENGİ / BROWN**







MOZAİKLER / MOSAICS



**ÜRÜN BOYUTLARI / PRODUCT SIZES**



**ÜRÜN FACE'LERİ / PRODUCT FACES**





## TOKYO SİYAH / BLACK




### ÜRÜN BOYUTLARI / PRODUCT SIZES

60x120 / 23,6x47,2"  
PEI:3 - R9

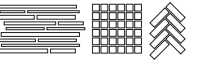
30x120 / 11,8x47,2"  
PEI:3 - R9

### ÜRÜN FACE'LERİ / PRODUCT FACES





## TOKYO BEYAZ / WHITE



### ÜRÜN BOYUTLARI / PRODUCT SIZES

60x120 / 23,6x47,2"  
PEI:4 - R9

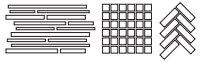
30x120 / 11,8x47,2"  
PEI:4 - R9

### ÜRÜN FACE'LERİ / PRODUCT FACES


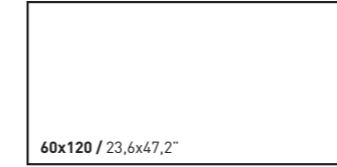




## VENUS



### ÜRÜN BOYUTLARI / PRODUCT SIZES



### ÜRÜN FACE'LERİ / PRODUCT FACES





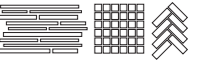
**STONE**



## ARDEZYA GRİ / GREY



MOZAİKLER / MOSAICS




### ÜRÜN BOYUTLARI / PRODUCT SIZES

45x90x2 / 17,71x35,4x0,78"  
PEI:4 - R11

60x60 / 23,6x23,6"  
60x60x2 /  
23,6x23,6x0,79"  
PEI:4 - R10  
R11(20mm)

30x60 / 11,8x23,6"  
30x60x2  
11,8x23,6x0,79"  
PEI:4 - R10 - R11(20mm)

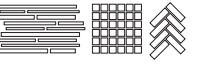
### ÜRÜN FACE'LERİ / PRODUCT FACES



## ARDEZYA SİYAH / BLACK




MOZAİKLER / MOSAICS



### ÜRÜN BOYUTLARI / PRODUCT SIZES

45x90x2 / 17,71x35,4x0,78" PEI:3 - R11	60x60 / 23,6x23,6" 60x60x2 / 23,6x23,6x0,79" PEI:3 - R10 R11(20mm)	30x60 / 11,8x23,6" 30x60x2 11,8x23,6x0,79" PEI:3 - R10 - R11(20mm)
---	--	---

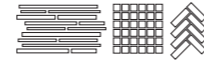
### ÜRÜN FACE'LERİ / PRODUCT FACES



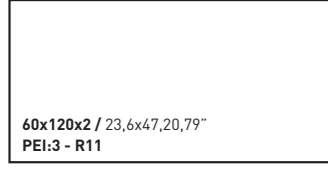
**BAVARIA**  
**ANTRASİT - ANTHRACITE**




MOZAIKLER / MOSAICS



**ÜRÜN BOYUTLARI / PRODUCT SIZES**



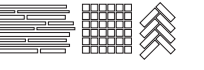
**ÜRÜN FACE'LERİ / PRODUCT FACES**



**BAVARIA BEJ / BEIGE**



MOZAIKLER / MOSAICS



**ÜRÜN BOYUTLARI / PRODUCT SIZES**



**ÜRÜN FACE'LERİ / PRODUCT FACES**








## BAZALT GRİ / GREY



### ÜRÜN BOYUTLARI / PRODUCT SIZES

<b>60x90x2</b> / 23,6x35,4x0,79" PEI:4 R11	<b>60x60</b> / 23,6x23,6" <b>60x60x2</b> / 23,6x23,6x0,79" PEI:4 - R10 R11(20mm)	<b>30x60</b> / 11,8x23,6" <b>30x60x2</b> 11,8x23,6x0,79" PEI:4 - R10 - R11(20mm)
---	--	---

### ÜRÜN FACE'LERİ / PRODUCT FACES






## BAZALT SİYAH / BLACK



### ÜRÜN BOYUTLARI / PRODUCT SIZES

<b>60x120x2</b> / 23,6x47,2x0,79" PEI:3 - R11(20mm)	<b>60x90x2</b> / 23,6x35,4x0,79" PEI:3 R11	<b>60x60</b> / 23,6x23,6" <b>60x60x2</b> / 23,6x23,6x0,79" PEI:3 - R10 R11(20mm)	<b>30x60</b> / 11,8x23,6" <b>30x60x2</b> 11,8x23,6x0,79" PEI:3 - R10 - R11(20mm)	<b>30x120x2</b> / 11,8x47,2x0,79" PEI:3 - R11(20mm)
--	---	--	---	--

### ÜRÜN FACE'LERİ / PRODUCT FACES






## BENELUX SİYAH / BLACK




### ÜRÜN BOYUTLARI / PRODUCT SIZES

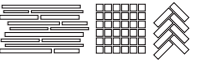
60x90x2 / 23,6x35,4x0,79" PEI:3 R11	60x60 / 23,6x23,6" 60x60x2 / 23,6x23,6x0,79" PEI:3 - R9 R11(8,5mm) R11(20mm)	30x60 / 11,8x23,6" PEI:3 - R9
--	---	----------------------------------

### ÜRÜN FACE'LERİ / PRODUCT FACES





## BENELUX GRİ / GREY




### ÜRÜN BOYUTLARI / PRODUCT SIZES

60x90x2 / 23,6x35,4x0,79"  
PEI:4 - R11

60x60 / 23,6x23,6"  
60x60x2 /  
23,6x23,6x0,79"  
PEI:4 - R9  
R11(8,5mm)  
R11(20mm)

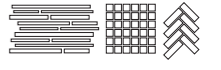
30x60 / 11,8x23,6"  
PEI:4 - R9

### ÜRÜN FACE'LERİ / PRODUCT FACES





## CIPOLLINO NERO






### ÜRÜN BOYUTLARI / PRODUCT SIZES

60x120 /  
23,6x47,2"  
PEI:3 - R9

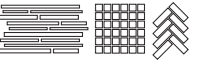
30x120 / 11,8x47,2  
PEI:3 - R9

### ÜRÜN FACE'LERİ / PRODUCT FACES





## CIPOLLINO GRIGIO


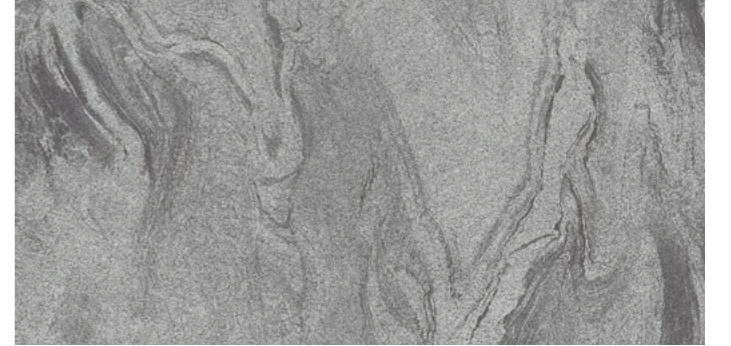

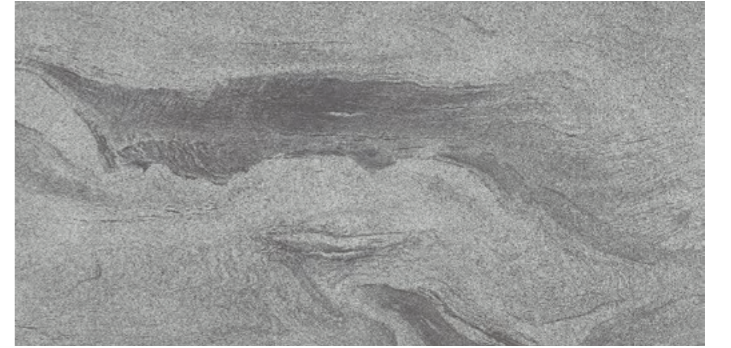



### ÜRÜN BOYUTLARI / PRODUCT SIZES

60x120 /  
23,6x47,2"  
PEI:4 - R10

30x120 / 11,8x47,2  
PEI:4 - R9

### ÜRÜN FACE'LERİ / PRODUCT FACES





## DAKOTA KOYU GRİ / DARK GREY



MOZAİKLER / MOSAICS




### ÜRÜN BOYUTLARI / PRODUCT SIZES

60x90x2 / 23,6x35,4x0,79"  
PEI:3 - R11

60x60 / 23,6x23,6"  
60x60x2 /  
23,6x23,6x0,79"  
PEI:3 - R10  
R11(20mm)

30x60 / 11,8x23,6"  
30x60x2 /  
11,8x23,6x0,79"  
PEI:3 - R10 - R11(20mm)

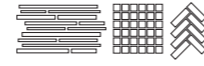
### ÜRÜN FACE'LERİ / PRODUCT FACES



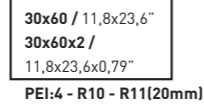

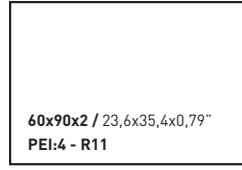
## DAKOTA GRİ / GREY




MOZAİKLER / MOSAICS



### ÜRÜN BOYUTLARI / PRODUCT SIZES



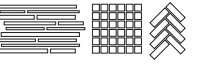
### ÜRÜN FACE'LERİ / PRODUCT FACES



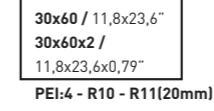

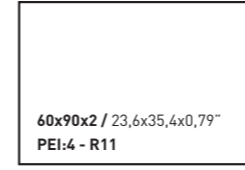
## DAKOTA BEJ / BEIGE



MOZAİKLER / MOSAICS



### ÜRÜN BOYUTLARI / PRODUCT SIZES

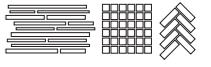


### ÜRÜN FACE'LERİ / PRODUCT FACES





## LAPIS ANTRASİT / ANTHRACITE




### ÜRÜN BOYUTLARI / PRODUCT SIZES

60x120 / 23,6x47,2"  
PEI:3 - R9

30x120 / 11,8x47,2  
PEI:3 - R9

### ÜRÜN FACE'İ / PRODUCT FACE



## LAPIS GRİ / GREY

### ÜRÜN BOYUTLARI / PRODUCT SIZES

60x120 / 23,6x47,2"  
PEI:3 - R9

30x120 / 11,8x47,2  
PEI:3 - R9

### ÜRÜN FACE'İ / PRODUCT FACE




## LAPIS MOCHA

### ÜRÜN BOYUTLARI / PRODUCT SIZES

60x120 / 23,6x47,2"  
PEI:3 - R9

30x120 / 11,8x47,2  
PEI:3 - R9

### ÜRÜN FACE'İ / PRODUCT FACE




## LAPIS FİLDİŞİ / IVORY


### ÜRÜN BOYUTLARI / PRODUCT SIZES

60x120 / 23,6x47,2"  
PEI:4 - R9

30x120 / 11,8x47,2  
PEI:4 - R9

### ÜRÜN FACE'İ / PRODUCT FACE






## MAVi BLUE



### ÜRÜN BOYUTLARI / PRODUCT SIZES

60x60 / 23,6x23,6"  
60x60x2  
23,6x23,6x0,79"  
PEI:3 - R9  
R11(20mm)

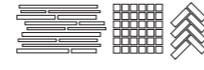
### ÜRÜN FACE'LERİ / PRODUCT FACES



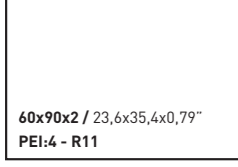
## PLATO FİLDİŞİ / IVORY



MOZAIKLER / MOSAICS



### ÜRÜN BOYUTLARI / PRODUCT SIZES



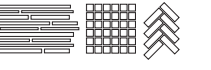
### ÜRÜN FACE'LERİ / PRODUCT FACES




## PLATO ANTRASİT / ANTHRACITE



MOZAIKLER / MOSAICS



### ÜRÜN BOYUTLARI / PRODUCT SIZES



### ÜRÜN FACE'LERİ / PRODUCT FACES

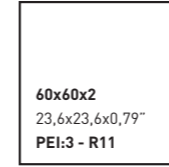
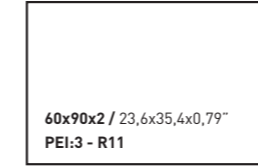




## RASA GRİ / GREY



### ÜRÜN BOYUTLARI / PRODUCT SIZES



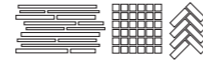
### ÜRÜN FACE'LERİ / PRODUCT FACES



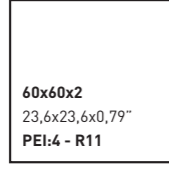
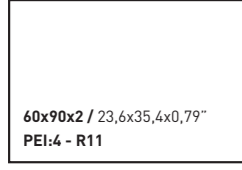
## RASA BEJ / BEIGE



MOZAIKLER / MOSAICS



### ÜRÜN BOYUTLARI / PRODUCT SIZES



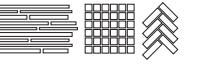
### ÜRÜN FACE'LERİ / PRODUCT FACES




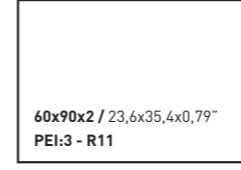
## RASA NERO




MOZAIKLER / MOSAICS



### ÜRÜN BOYUTLARI / PRODUCT SIZES

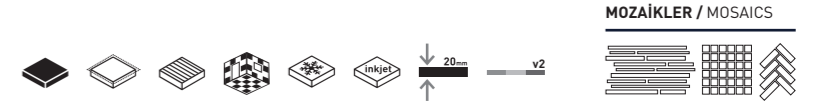


### ÜRÜN FACE'LERİ / PRODUCT FACES





## SILVER BEACH




MOZAIKLER / MOSAICS

### ÜRÜN BOYUTLARI / PRODUCT SIZES

60x60x2  
23,6x23,6x0,79"  
PEI:3 - R11

### ÜRÜN FACE'LERİ / PRODUCT FACES






## TERRAZZO LIGHT



### ÜRÜN BOYUTLARI / PRODUCT SIZES

60x60x2  
23,6x23,6x0,79"  
PEI:4 - R11

### ÜRÜN FACE'LERİ / PRODUCT FACES



## TERRAZZO CREAM




MOZAIKLER / MOSAICS



### ÜRÜN BOYUTLARI / PRODUCT SIZES

60x60x2  
23,6x23,6x0,79"  
PEI:4 - R11

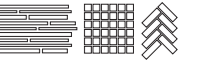
### ÜRÜN FACE'LERİ / PRODUCT FACES



## TERRAZZO GRIGIO



MOZAIKLER / MOSAICS




### ÜRÜN BOYUTLARI / PRODUCT SIZES

60x120 / 23,6x47,2"  
PEI:4 - R9

60x60  
23,6x23,6  
60x60x2  
23,6x23,6x0,79"  
PEI:4 - R9  
R11(20mm)

### ÜRÜN FACE'LERİ / PRODUCT FACES








## TRAVERTINE DARK



### ÜRÜN BOYUTLARI / PRODUCT SIZES

45x90x2 / 17,71x35,4x0,78" PEI:3 - R11	60x60 / 23,6x23,6" 60x60x2 23,6x23,6x0,79" PEI:3 R10/R11 (8,5mm) R11(20mm)
---	---


### ÜRÜN FACE'LERİ / PRODUCT FACES



## TRAVERTINE BEJ / BEIGE



MOZAIKLER / MOSAICS



### ÜRÜN BOYUTLARI / PRODUCT SIZES

45x90x2 / 17,71x35,4x0,78" PEI:4 - R11	60x60 / 23,6x23,6" 60x60x2 23,6x23,6x0,79" PEI:4 R10/R11 (8,5mm) R11(20mm)
---	---

### ÜRÜN FACE'LERİ / PRODUCT FACES



## TRAVERTINE SILVER




MOZAIKLER / MOSAICS



### ÜRÜN BOYUTLARI / PRODUCT SIZES

45x90x2 / 17,71x35,4x0,78" PEI:4 - R11	60x60 / 23,6x23,6" 60x60x2 23,6x23,6x0,79" PEI:4 R10/R11 (8,5mm) R11(20mm)
---	---

### ÜRÜN FACE'LERİ / PRODUCT FACES



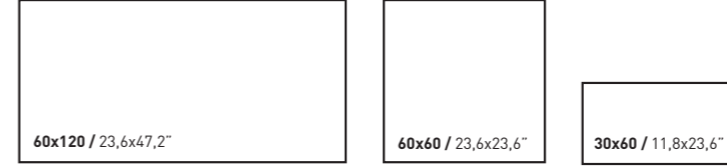


**ARMADA**  
**MIX DEKOR FON**  
**MIX DECOR FON**

MOZAİKLER / MOSAICS



**ÜRÜN BOYUTLARI / PRODUCT SIZES**

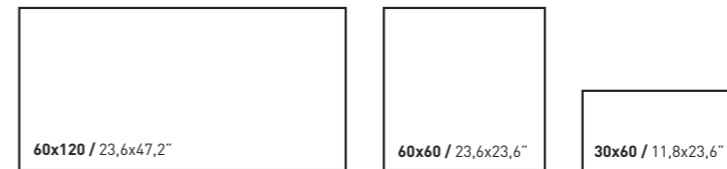


**ÜRÜN FACE'LERİ / PRODUCT FACES**



**ARMADA**  
**DEKOR FON / DECOR FON**

**ÜRÜN BOYUTLARI / PRODUCT SIZES**



**ÜRÜN FACE'LERİ / PRODUCT FACES**






**ARTWORK**  
**DEKOR FON / DECOR FON**



MOZAIKLER / MOSAICS



**ÜRÜN BOYUTLARI / PRODUCT SIZES**



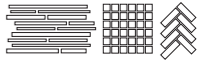
**ÜRÜN FACE'LERİ / PRODUCT FACES**



**CONCRETE**




## ARK SILVER



### ÜRÜN BOYUTLARI / PRODUCT SIZES

<p><b>100x100 / 39,3x39,3"</b> PEI:4 - R9, R11</p>	<p><b>60x120 / 23,6x47,2"</b> <b>60x120x2 / 23,6x47,2x0,79"</b> PEI:4 - R9</p>	<p><b>60x60 / 23,6x23,6"</b> <b>60x60x2 / 23,6x23,6x0,79"</b> PEI:4 - R9, R11(20mm)</p>	<p><b>30x120 / 11,8x47,2"</b> <b>30x120x2 / 11,8x47,2x0,79"</b> PEI:4 - R9</p>	<p><b>30x60 / 11,8x23,6"</b> PEI:4 - R9</p>
--	--	---	--	---

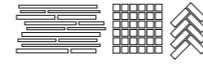
### ÜRÜN FACE'LERİ / PRODUCT FACES



## ARK FİLDİŞİ / IVORY




MOZAİKLER / MOSAICS



### ÜRÜN BOYUTLARI / PRODUCT SIZES

100x100 / 39,3x39,3" PEI:4 - R9, R11	60x120 / 23,6x47,2" 60x120x2 / 23,6x47,2x0,79" PEI:4 - R9	60x60 / 23,6x23,6" 60x60x2 / 23,6x23,6x0,79" PEI:4 - R9, R11(20mm)	30x120 / 11,8x47,2" 30x120x2 / 11,8x47,2x0,79" PEI:4 - R9	30x60 / 11,8x23,6" PEI:4 - R9
---	---	---	---	----------------------------------

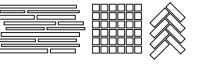
### ÜRÜN FACE'LERİ / PRODUCT FACES



## ARK ANTRASİT ANTHRACITE




MOZAİKLER / MOSAICS



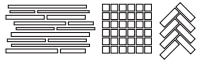
### ÜRÜN BOYUTLARI / PRODUCT SIZES

100x100 / 39,3x39,3" PEI:3 - R9, R11	60x120 / 23,6x47,2" 60x120x2 / 23,6x47,2x0,79" PEI:3 - R9	60x60 / 23,6x23,6" 60x60x2 / 23,6x23,6x0,79" PEI:3 - R9, R11(20mm)	30x120 / 11,8x47,2" 30x120x2 / 11,8x47,2x0,79" PEI:3 - R9, R11(20mm)	30x60 / 11,8x23,6" PEI:3 - R9
---	---	---	--	----------------------------------

### ÜRÜN FACE'LERİ / PRODUCT FACES



## ARK BLACK



## ÜRÜN BOYUTLARI / PRODUCT SIZES


60x120 / 23,6x47,2"  
60x120x2 / 23,6x47,2x0,79"  
PEI:3 - R9, R11(20mm)

60x60 / 23,6x23,6"  
60x60x2 /  
23,6x23,6x0,79"  
PEI:3 - R9,  
R11(20mm)

30x120 / 11,8x47,2" PEI:3 - R9  
30x120x2 / 11,8x47,2x0,79" R11(20mm)

30x60 / 11,8x23,6"  
PEI:3 - R9

## ÜRÜN FACE'LERİ / PRODUCT FACES



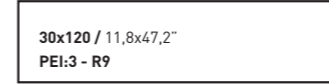
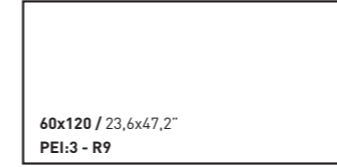





## CHOICE GRİ / GREY



### ÜRÜN BOYUTLARI / PRODUCT SIZES



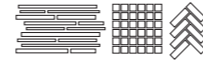
### ÜRÜN FACE'LERİ / PRODUCT FACES



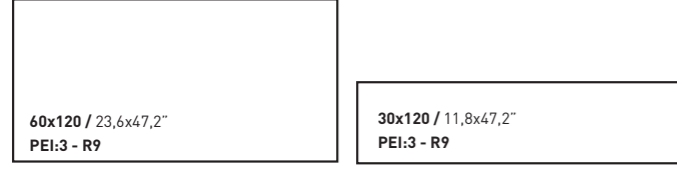
## CHOICE KIRMIZI / RED



MOZAIKLER / MOSAICS



### ÜRÜN BOYUTLARI / PRODUCT SIZES



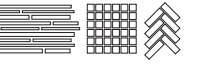
### ÜRÜN FACE'LERİ / PRODUCT FACES



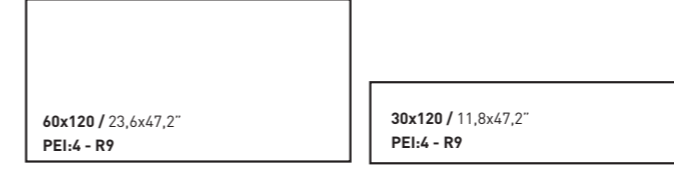
## CHOICE BEYAZ / WHITE



MOZAIKLER / MOSAICS



### ÜRÜN BOYUTLARI / PRODUCT SIZES

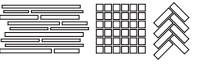


### ÜRÜN FACE'LERİ / PRODUCT FACES





## LUNA MIDGREY



### ÜRÜN BOYUTLARI / PRODUCT SIZES

60x120 / 23,6x47,2"  
60x120x2 / 23,6x47,2x0,79"  
PEI:3 - R10, R11(20mm)

60x60 / 23,6x23,6"  
60x60x2 /  
23,6x23,6x0,79"  
PEI:3 - R10,  
R11(20mm)

30x120 / 11,8x47,2" PEI:3 - R10

30x60 / 11,8x23,6"  
30x60x2  
11,8x 23,6x 0,79"  
PEI:3 - R10, R11(20mm)

### ÜRÜN FACE'LERİ / PRODUCT FACES






## LUNA OFFWHITE



### ÜRÜN BOYUTLARI / PRODUCT SIZES

<b>60x120 / 23,6x47,2"</b> PEI:5 - R10	<b>60x60 / 23,6x23,6"</b> PEI:5 - R10	<b>30x120 / 11,8x47,2"</b> PEI:5 - R10	<b>30x60 / 11,8x23,6"</b> PEI:5 - R10
---	--	---	--

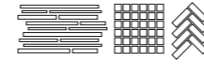
### ÜRÜN FACE'LERİ / PRODUCT FACES



## LUNA SAND



MOZAIKLER / MOSAICS



### ÜRÜN BOYUTLARI / PRODUCT SIZES

60x120 / 23,6x47,2"  
60x120x2 / 23,6x47,2x0,79"  
PEI:4 - R10, R11(20mm)

60x60 / 23,6x23,6"  
60x60x2 /  
23,6x23,6x0,79"  
PEI:4 - R10,  
R11(20mm)

30x120 / 11,8x47,2" PEI:4 - R10  
30x120x2 / 11,8x47,2x0,79" R11(20mm)

30x60 / 11,8x23,6"  
30x60x2  
11,8x 23,6x 0,79"  
PEI:4 - R10, R11(20mm)

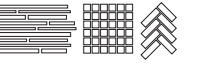
### ÜRÜN FACE'LERİ / PRODUCT FACES



## LUNA COOL GREY



MOZAIKLER / MOSAICS



### ÜRÜN BOYUTLARI / PRODUCT SIZES


60x120 / 23,6x47,2"  
60x120x2 / 23,6x47,2x0,79"  
PEI:4 - R10, R11(20mm)

60x60 / 23,6x23,6"  
60x60x2 /  
23,6x23,6x0,79"  
PEI:4 - R10,  
R11(20mm)

30x120 / 11,8x47,2" PEI:4 - R10  
30x120x2 / 11,8x47,2x0,79" R11(20mm)

30x60 / 11,8x23,6"  
30x60x2  
11,8x 23,6x 0,79"  
PEI:4 - R10, R11(20mm)

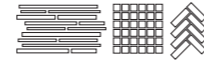
### ÜRÜN FACE'LERİ / PRODUCT FACES



## LUNA COPPER




MOZAIKLER / MOSAICS



### ÜRÜN BOYUTLARI / PRODUCT SIZES

<b>60x120</b> / 23,6x47,2" PEI:3 - R10	<b>60x60</b> / 23,6x23,6" <b>60x60x2</b> / 23,6x23,6x0,79" PEI:3 - R10, R11(20mm)	<b>30x120</b> / 11,8x47,2" PEI:3 - R10	<b>30x60</b> / 11,8x23,6" <b>30x60x2</b> 11,8x 23,6x 0,79" PEI:3 - R10
---	---	---	---

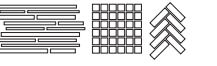
### ÜRÜN FACE'LERİ / PRODUCT FACES



## LUNA ASH



MOZAIKLER / MOSAICS




### ÜRÜN BOYUTLARI / PRODUCT SIZES

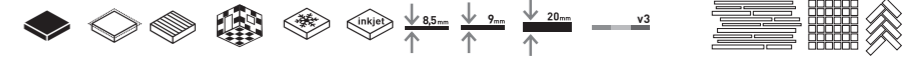
<b>60x120</b> / 23,6x47,2" <b>60x120x2</b> / 23,6x47,2x0,79" PEI:3 - R10, R11(20mm)	<b>60x60</b> / 23,6x23,6" <b>60x60x2</b> / 23,6x23,6x0,79" PEI:3 - R10, R11(20mm)	<b>30x120</b> / 11,8x47,2" <b>30x120x2</b> / 11,8x47,2x0,79" PEI:3 - R10, R11(20mm)	<b>30x60</b> / 11,8x23,6" <b>30x60x2</b> 11,8x 23,6x 0,79" PEI:3 - R10, R11(20mm)
---	---	---	--

### ÜRÜN FACE'LERİ / PRODUCT FACES





## STARK GRAPHITE




### ÜRÜN BOYUTLARI / PRODUCT SIZES

60x120 / 23,6x47,2"  
PEI:3 - R9, R11(20mm)

60x60 / 23,6x23,6"  
60x60x2 /  
23,6x23,6x0,79"  
PEI:3 - R9,  
R11(20mm)

30x60 / 11,8x23,6"  
30x60x2  
11,8x 23,6x 0,79"  
PEI:3 - R9, R11(20mm)

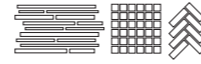
### ÜRÜN FACE'LERİ / PRODUCT FACES



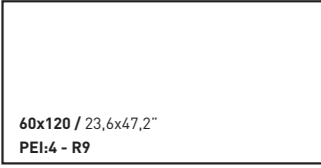
## STARK PEARL



MOZAIKLER / MOSAICS



### ÜRÜN BOYUTLARI / PRODUCT SIZES



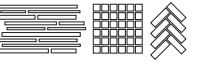
### ÜRÜN FACE'LERİ / PRODUCT FACES



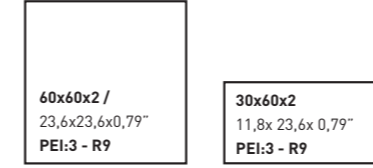
## STARK TAUPE



MOZAIKLER / MOSAICS



### ÜRÜN BOYUTLARI / PRODUCT SIZES



### ÜRÜN FACE'LERİ / PRODUCT FACES





## STARK GRİ / GREY



MOZAIKLER / MOSAICS



### ÜRÜN BOYUTLARI / PRODUCT SIZES

60x60 / 23,6x23,6"  
60x60x2 /  
23,6x23,6x0,79"  
PEI:4 - R9,  
R11(20mm)

30x60 / 11,8x23,6"  
30x60x2  
11,8x 23,6x 0,79"  
PEI:4 - R9, R11(20mm)

### ÜRÜN FACE'LERİ / PRODUCT FACES



## STARK SMOKE



MOZAIKLER / MOSAICS



### ÜRÜN BOYUTLARI / PRODUCT SIZES

60x60 / 23,6x23,6"  
PEI:4 - R9

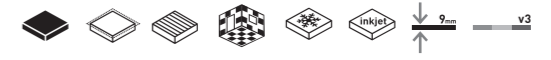
30x60 / 11,8x23,6"  
PEI:4 - R9

### ÜRÜN FACE'LERİ / PRODUCT FACES





## STARK BIANCO



### ÜRÜN BOYUTLARI / PRODUCT SIZES

60x120 / 23,6x47,2"  
PEI:4 - R9

### ÜRÜN FACE'LERİ / PRODUCT FACES

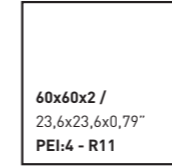
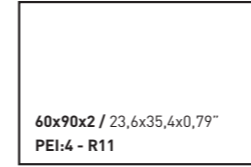





## STREET GRİ / GREY



### ÜRÜN BOYUTLARI / PRODUCT SIZES

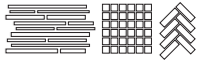


### ÜRÜN FACE'LERİ / PRODUCT FACES

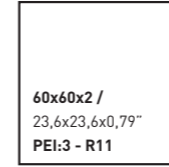
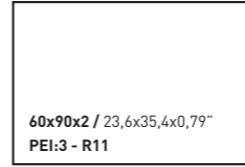





## STREET GRAPHITE





### ÜRÜN BOYUTLARI / PRODUCT SIZES



### ÜRÜN FACE'LERİ / PRODUCT FACES





**WOOD**



## FOREST SILVER



### ÜRÜN BOYUTLARI / PRODUCT SIZES

30x120x2 / 11,8x47,2x0,79"  
30x120 / 11,8x47,2"  
PEI:4 - R9, R11 (20mm)

14x120 / 5,5x47,2" PEI:4 - R9

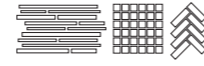
### ÜRÜN FACE'LERİ / PRODUCT FACES



## FOREST NATURAL



MOZAIKLER / MOSAICS



### ÜRÜN BOYUTLARI / PRODUCT SIZES

30x120x2 / 11,8x47,2x0,79"  
30x120 / 11,8x47,2"  
PEI:4 - R9, R11 (20mm)

14x120 / 5,5x47,2"

PEI:4 - R9

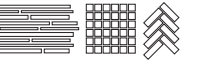
### ÜRÜN FACE'LERİ / PRODUCT FACES



## FOREST DARK



MOZAIKLER / MOSAICS



### ÜRÜN BOYUTLARI / PRODUCT SIZES

30x120x2 / 11,8x47,2x0,79"  
PEI:3 - R11

### ÜRÜN FACE'LERİ / PRODUCT FACES





## FOREST CHERRY



### ÜRÜN BOYUTLARI / PRODUCT SIZES

30x120 / 11,8x47,2"  
30x120x2 / 11,8x47,2x0,79"  
PEI:3 - R9, R11(20mm)

14x120 / 5,5x47,2" PEI:3 - R9

### ÜRÜN FACE'LERİ / PRODUCT FACES









## OLDWOOD NORTH



### ÜRÜN BOYUTLARI / PRODUCT SIZES

30x120 / 11,8x47,2  
PEI:4 - R9

14x120 / 5,5x47,2" PEI:4 - R9

### ÜRÜN FACE'LERİ / PRODUCT FACES





## TIBERWOOD NATURAL



### ÜRÜN BOYUTLARI / PRODUCT SIZES

30x120 / 11,8x47,2"  
30x120x2 / 11,8x47,2x0,79"  
PEI:4 - R9, R11

14x120 / 5,5x47,2" PEI:4 - R9

### ÜRÜN FACE'LERİ / PRODUCT FACES

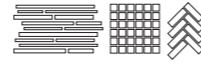


### DEKOR / DECOR

## TIBERWOOD AVANA



MOZAİKLER / MOSAICS




### ÜRÜN BOYUTLARI / PRODUCT SIZES

30x120 / 11,8x47,2"  
30x120x2 / 11,8x47,2x0,79"  
PEI:4 - R9, R11

14x120 / 5,5x47,2" PEI:4 - R9

### ÜRÜN FACE'LERİ / PRODUCT FACES

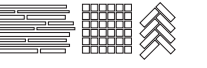


DEKOR / DECOR

## TIBERWOOD GRIGIO



MOZAİKLER / MOSAICS



### ÜRÜN BOYUTLARI / PRODUCT SIZES

30x120 / 11,8x47,2"  
30x120x2 / 11,8x47,2x0,79"  
PEI:4 - R9, R11

14x120 / 5,5x47,2" PEI:4 - R9

### ÜRÜN FACE'LERİ / PRODUCT FACES



DEKOR / DECOR



## TIBERWOOD CHERRY



### ÜRÜN BOYUTLARI / PRODUCT SIZES

30x120 / 11,8x47,2"  
30x120x2 / 11,8x47,2x0,79"  
PEI:3 - R9, R11(20mm)

14x120 / 5,5x47,2" PEI:3 - R9

### ÜRÜN FACE'LERİ / PRODUCT FACES



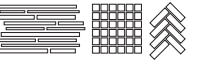
DEKOR / DECOR



## TIBERWOOD ASH




MOZAİKLER / MOSAICS




### ÜRÜN BOYUTLARI / PRODUCT SIZES

30x120x2 / 11,8x47,2x0,79" PEI:3 - 11

### ÜRÜN FACE'LERİ / PRODUCT FACES



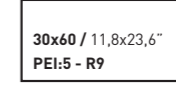


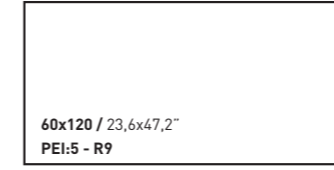
**MONOCHROME**




## MARJINAL



### ÜRÜN BOYUTLARI / PRODUCT SIZES




### ÜRÜN FACE'LERİ / PRODUCT FACES







2,5x5  
HERRINGBONE




5x15  
HERRINGBONE




5x5 MOZAİK  
5x5 MOSAIC




10x10 MOZAİK  
10x10 MOSAIC



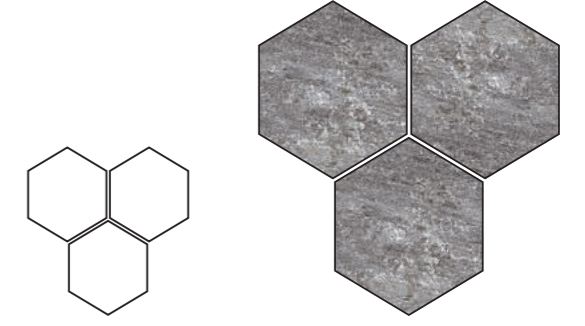
7,5x15 MOZAİK  
7,5x15 MOSAIC




COMBI TILE




2cm HEXOGEN



LINEAR MOZAİK  
MOSAIC



MURETTO



SÜPÜRGELİK  
(1 UZUN KENAR  
PAHLI) 7,5x30  
SKIRTING WITH ONE  
LONG EDGE BEVELLED  
7,5x30




**SÜPÜRGELİK**  
(1 UZUN KENAR  
PAHLI) 7,5x60  
SKIRTING WITH ONE  
LONG EDGE BEVELLED  
7,5x60




**KARO**  
PAVER TILE



**BASAMAK**  
(1 UZUN KENAR  
YARI YUVARLAMA)  
STEPS WITH ONE LONG EDGE  
HALF BULLNOSE



**BASAMAK**  
(1 UZUN KENAR  
TAM YUVARLAMA)  
STEPS WITH ONE LONG EDGE  
FULL BULLNOSE




**HAVUZ KENARI**  
POOL COPING




**FRENCH PATTERN SET**



**ÇİZGİLİ BASAMAK**  
STEPS WITH  
ANTI SLIP LINE



**RIHT**  
RISER





## BIANCO RIVER

### KARO / TILE

EBAT SIZE	KULLANIM ALANLARI AREAS OF USE	GÖRÜNÜM DERECESİ VISION DEGREE	YÜZEY ÖZELLİĞİ SURFACE	AĞIRLIK WEIGHT kg	KALINLIK THICKNESS mm
30x60cm 11,8x23,6"	DUVAR, YER, DIŞ CEPHE WALL, FLOOR, FAÇADE CLADDING	V3	F. LAP Mohs: 5	3,5	8,5
60x60cm 23,6x23,6"	DUVAR, YER, DIŞ CEPHE WALL, FLOOR, FAÇADE CLADDING	V3	F. LAP Mohs: 5	7,2	8,5
30x120cm 11,8x47,2"	DUVAR, YER, DIŞ CEPHE WALL, FLOOR, FAÇADE CLADDING	V3	F. LAP Mohs: 5	7	9
60x120cm 23,6x47,2"	DUVAR, YER, DIŞ CEPHE WALL, FLOOR, FAÇADE CLADDING	V3	F. LAP Mohs: 5	14,4	9

### KUTU / BOX

ADET (ad/kutu) PIECES (pcs/box)	AĞIRLIK (kg/kutu) WEIGHT (kg/box)	MİKTAR (m²/kutu) QUANTITY (sqm/box)
8	28	1,44
4	28,8	1,44
4	28	1,44
2	28,8	1,44

### PALET / PALLET

EBAT SIZE	KUTU BOXES (boxes/plt)	BRÜT AĞIRLIK GROSS WEIGHT (kg/plt)	MİKTAR (m²/pal) QUANTITY (sqm/plt)
80x117cm 31,5x46"	32	913,4	46,08
80x120cm 31,5x47,2"	32	943,9	46,08
91x121cm 35,8x47,6"	40	1175,2	57,60
91x121cm 35,8x47,6"	35	1063,2	50,40

## BLUE JEANS

### KARO / TILE

EBAT SIZE	KULLANIM ALANLARI AREAS OF USE	GÖRÜNÜM DERECESİ VISION DEGREE	YÜZEY ÖZELLİĞİ SURFACE	AĞIRLIK WEIGHT kg	KALINLIK THICKNESS mm
30x120cm 11,8x47,2"	DUVAR, YER, DIŞ CEPHE WALL, FLOOR, FAÇADE CLADDING	V3	F. LAP Mohs: 5	7	9
60x120cm 23,6x47,2"	DUVAR, YER, DIŞ CEPHE WALL, FLOOR, FAÇADE CLADDING	V3	F. LAP Mohs: 5	14,4	9

### KUTU / BOX

ADET (ad/kutu) PIECES (pcs/box)	AĞIRLIK (kg/kutu) WEIGHT (kg/box)	MİKTAR (m²/kutu) QUANTITY (sqm/box)
4	28	1,44
2	28,8	1,44

### PALET / PALLET

EBAT SIZE	KUTU BOXES (boxes/plt)	BRÜT AĞIRLIK GROSS WEIGHT (kg/plt)	MİKTAR (m²/pal) QUANTITY (sqm/plt)
91x121cm 35,8x47,6"	40	1175,2	57,60
91x121cm 35,8x47,6"	35	1063,2	50,40

## CALACATTA

### KARO / TILE

EBAT SIZE	KULLANIM ALANLARI AREAS OF USE	GÖRÜNÜM DERECESİ VISION DEGREE	YÜZEY ÖZELLİĞİ SURFACE	AĞIRLIK WEIGHT kg	KALINLIK THICKNESS mm
30x60cm 11,8x23,6"	DUVAR, YER, DIŞ CEPHE WALL, FLOOR, FAÇADE CLADDING	V2	F. LAP Mohs: 5	3,5	8,5
60x60cm 23,6x23,6"	DUVAR, YER, DIŞ CEPHE WALL, FLOOR, FAÇADE CLADDING	V2	F. LAP Mohs: 5	7,2	8,5
30x120cm 11,8x47,2"	DUVAR, YER, DIŞ CEPHE WALL, FLOOR, FAÇADE CLADDING	V2	F. LAP Mohs: 5	7	9
60x120cm 23,6x47,2"	DUVAR, YER, DIŞ CEPHE WALL, FLOOR, FAÇADE CLADDING	V2	F. LAP Mohs: 5	14,4	9

### KUTU / BOX

ADET (ad/kutu) PIECES (pcs/box)	AĞIRLIK (kg/kutu) WEIGHT (kg/box)	MİKTAR (m²/kutu) QUANTITY (sqm/box)
8	28	1,44
4	28,8	1,44
4	28	1,44
2	28,8	1,44

### PALET / PALLET

EBAT SIZE	KUTU BOXES (boxes/plt)	BRÜT AĞIRLIK GROSS WEIGHT (kg/plt)	MİKTAR (m²/pal) QUANTITY (sqm/plt)
80x117cm 31,5x46"	32	913,4	46,08
80x120cm 31,5x47,2"	32	943,9	46,08
91x121cm 35,8x47,6"	40	1175,2	57,60
91x121cm 35,8x47,6"	35	1063,2	50,40

## CALACATTA GOLDIE

### KARO / TILE

EBAT SIZE	KULLANIM ALANLARI AREAS OF USE	GÖRÜNÜM DERECESİ VISION DEGREE	YÜZEY ÖZELLİĞİ SURFACE	AĞIRLIK WEIGHT kg	KALINLIK THICKNESS mm
60x120cm 23,6x47,2"	DUVAR, YER, DIŞ CEPHE WALL, FLOOR, FAÇADE CLADDING	V3	F. LAP Mohs: 5	14,4	9
120x120cm 47,2x47,2"	DUVAR, YER, DIŞ CEPHE WALL, FLOOR, FAÇADE CLADDING	V3	F. LAP Mohs: 5	36	10

### KUTU / BOX

ADET (ad/kutu) PIECES (pcs/box)	AĞIRLIK (kg/kutu) WEIGHT (kg/box)	MİKTAR (m²/kutu) QUANTITY (sqm/box)
2	28,8	1,44
2	72	2,88

### PALET / PALLET

EBAT SIZE	KUTU BOXES (boxes/plt)	BRÜT AĞIRLIK GROSS WEIGHT (kg/plt)	MİKTAR (m²/pal) QUANTITY (sqm/plt)
91x121cm 35,8x47,6"	35	1063,2	50,40
123x123cm 48,4x48,4"	14	1050	40,32

## CALACATTA OCEAN

### KARO / TILE

EBAT SIZE	KULLANIM ALANLARI AREAS OF USE	GÖRÜNÜM DERECESİ VISION DEGREE	YÜZEY ÖZELLİĞİ SURFACE	AĞIRLIK WEIGHT kg	KALINLIK THICKNESS mm
60x120cm 23,6x47,2"	DUVAR, YER, DIŞ CEPHE WALL, FLOOR, FAÇADE CLADDING	V2	F. LAP Mohs: 5	14,4	9
120x120cm 47,2x47,2"	DUVAR, YER, DIŞ CEPHE WALL, FLOOR, FAÇADE CLADDING	V2	F. LAP Mohs: 5	36	10

### KUTU / BOX

ADET (ad/kutu) PIECES (pcs/box)	AĞIRLIK (kg/kutu) WEIGHT (kg/box)	MİKTAR (m²/kutu) QUANTITY (sqm/box)
2	28,8	1,44
2	72	2,88

### PALET / PALLET

EBAT SIZE	KUTU BOXES (boxes/plt)	BRÜT AĞIRLIK GROSS WEIGHT (kg/plt)	MİKTAR (m²/pal) QUANTITY (sqm/plt)
91x121cm 35,8x47,6"	35	1063,2	50,40
123x123cm 48,4x48,4"	14	1050	40,32

## CANYON

### KARO / TILE

EBAT SIZE	KULLANIM ALANLARI AREAS OF USE	GÖRÜNÜM DERECESİ VISION DEGREE	YÜZEY ÖZELLİĞİ SURFACE	AĞIRLIK WEIGHT kg	KALINLIK THICKNESS mm
30x60cm 11,8x23,6"	DUVAR, YER, DIŞ CEPHE WALL, FLOOR, FAÇADE CLADDING	V3	F. LAP Mohs: 5	3,5	8,5
60x60cm 23,6x23,6"	DUVAR, YER, DIŞ CEPHE WALL, FLOOR, FAÇADE CLADDING	V3	F. LAP Mohs: 5	7,2	8,5
30x120cm 11,8x47,2"	DUVAR, YER, DIŞ CEPHE WALL, FLOOR, FAÇADE CLADDING	V3	F. LAP Mohs: 5	7	9
60x120cm 23,6x47,2"	DUVAR, YER, DIŞ CEPHE WALL, FLOOR, FAÇADE CLADDING	V3	F. LAP Mohs: 5	14,4	9

### KUTU / BOX

ADET (ad/kutu) PIECES (pcs/box)	AĞIRLIK (kg/kutu) WEIGHT (kg/box)	MİKTAR (m²/kutu) QUANTITY (sqm/box)
8	28	1,44
4	28,8	1,44
4	28	1,44
2	28,8	1,44

### PALET / PALLET

EBAT SIZE	KUTU BOXES (boxes/plt)	BRÜT AĞIRLIK GROSS WEIGHT (kg/plt)	MİKTAR (m²/pal) QUANTITY (sqm/plt)
80x117cm 31,5x46"	32	913,4	46,08
80x120cm 31,5x47,2"	32	943,9	46,08
91x121cm 35,8x47,6"	40	1175,2	57,60
91x121cm 35,8x47,6"	35	1063,2	50,40

## CHOICE

### KARO / TILE

EBAT SIZE	KULLANIM ALANLARI AREAS OF USE	GÖRÜNÜM DERECESİ VISION DEGREE	YÜZEY ÖZELLİĞİ SURFACE	AĞIRLIK WEIGHT kg	KALINLIK THICKNESS mm
30x120cm 11,8x47,2"	DUVAR, YER, DIŞ CEPHE WALL, FLOOR, FAÇADE CLADDING	V3	MATT	7	9
60x120cm 23,6x47,2"	DUVAR, YER, DIŞ CEPHE WALL, FLOOR, FAÇADE CLADDING	V3	MATT	14,4	9

### KUTU / BOX

ADET (ad/kutu) PIECES (pcs/box)	AĞIRLIK (kg/kutu) WEIGHT (kg/box)	MİKTAR (m²/kutu) QUANTITY (sqm/box)
4	28	1,44
2	28,8	1,44

### PALET / PALLET

EBAT SIZE	KUTU BOXES (boxes/plt)	BRÜT AĞIRLIK GROSS WEIGHT (kg/plt)	MİKTAR (m²/pal) QUANTITY (sqm/plt)
91x121cm 35,8x47,6"	40	1175,2	57,60
91x121cm 35,8x47,6"	35	1063,2	50,40

## CIPOLLINO

### KARO / TILE

EBAT SIZE	KULLANIM ALANLARI AREAS OF USE	GÖRÜNÜM DERECESİ VISION DEGREE	YÜZEY ÖZELLİĞİ SURFACE	AĞIRLIK WEIGHT kg	KALINLIK THICKNESS mm
30x120cm 11,8x47,2"	DUVAR, YER, DIŞ CEPHE WALL, FLOOR, FAÇADE CLADDING	V2	MATT	7	9
60x120cm 23,6x47,2"	DUVAR, YER, DIŞ CEPHE WALL, FLOOR, FAÇADE CLADDING	V2	MATT	14,4	9

### KUTU / BOX

ADET (ad/kutu) PIECES (pcs/box)	AĞIRLIK (kg/kutu) WEIGHT (kg/box)	MİKTAR (m²/kutu) QUANTITY (sqm/box)
4	28	1,44
2	28,8	1,44

### PALET / PALLET

EBAT SIZE	KUTU BOXES (boxes/plt)	BRÜT AĞIRLIK GROSS WEIGHT (kg/plt)	MİKTAR (m²/pal) QUANTITY (sqm/plt)
91x121cm 35,8x47,6"	40	1175,2	57,60
91x121cm 35,8x47,6"	35	1063,2	50,40



## FUEGO

KARO / TILE					
EBAT SIZE	KULLANIM ALANLARI AREAS OF USE	GÖRÜNÜM DERECESİ VISION DEGREE	YÜZEY ÖZELLİĞİ SURFACE	AĞIRLIK WEIGHT kg	KALINLIK THICKNESS mm
30x120cm 11,8x47,2"	DUVAR, YER, DIŞ CEPHE WALL, FLOOR, FAÇADE CLADDING	V2	F. LAP Mohs: 5	7	9
60x120cm 23,6x47,2"	DUVAR, YER, DIŞ CEPHE WALL, FLOOR, FAÇADE CLADDING	V2	F. LAP Mohs: 5	14,4	9

KUTU / BOX		
ADET (ad/kutu) PIECES (pcs/box)	AĞIRLIK (kg/kutu) WEIGHT (kg/box)	MİKTAR (m <sup>2</sup> /kutu) QUANTITY (sqm/box)
4	28	1,44
2	28,8	1,44

PALET / PALLET			
EBAT SIZE	KUTU BOXES (boxes/plt)	BRÜT AĞIRLIK GROSS WEIGHT (kg/plt)	MİKTAR (m <sup>2</sup> /plt) QUANTITY (sqm/plt)
91x121cm 35,8x47,6"	40	1175,2	57,60
91x121cm 35,8x47,6"	35	1063,2	50,40

## GAZELLE

KARO / TILE					
EBAT SIZE	KULLANIM ALANLARI AREAS OF USE	GÖRÜNÜM DERECESİ VISION DEGREE	YÜZEY ÖZELLİĞİ SURFACE	AĞIRLIK WEIGHT kg	KALINLIK THICKNESS mm
30x120cm 11,8x47,2"	DUVAR, YER, DIŞ CEPHE WALL, FLOOR, FAÇADE CLADDING	V3	F. LAP Mohs: 5	7	9
60x120cm 23,6x47,2"	DUVAR, YER, DIŞ CEPHE WALL, FLOOR, FAÇADE CLADDING	V3	F. LAP Mohs: 5	14,4	9

KUTU / BOX		
ADET (ad/kutu) PIECES (pcs/box)	AĞIRLIK (kg/kutu) WEIGHT (kg/box)	MİKTAR (m <sup>2</sup> /kutu) QUANTITY (sqm/box)
4	28	1,44
2	28,8	1,44

PALET / PALLET			
EBAT SIZE	KUTU BOXES (boxes/plt)	BRÜT AĞIRLIK GROSS WEIGHT (kg/plt)	MİKTAR (m <sup>2</sup> /plt) QUANTITY (sqm/plt)
91x121cm 35,8x47,6"	40	1175,2	57,60
91x121cm 35,8x47,6"	35	1063,2	50,40

## IMPERIAL

KARO / TILE					
EBAT SIZE	KULLANIM ALANLARI AREAS OF USE	GÖRÜNÜM DERECESİ VISION DEGREE	YÜZEY ÖZELLİĞİ SURFACE	AĞIRLIK WEIGHT kg	KALINLIK THICKNESS mm
30x120cm 11,8x47,2"	DUVAR, YER, DIŞ CEPHE WALL, FLOOR, FAÇADE CLADDING	V2	F. LAP Mohs: 5	7	9
60x120cm 23,6x47,2"	DUVAR, YER, DIŞ CEPHE WALL, FLOOR, FAÇADE CLADDING	V2	F. LAP Mohs: 5	14,4	9

KUTU / BOX		
ADET (ad/kutu) PIECES (pcs/box)	AĞIRLIK (kg/kutu) WEIGHT (kg/box)	MİKTAR (m <sup>2</sup> /kutu) QUANTITY (sqm/box)
4	28	1,44
2	28,8	1,44

PALET / PALLET			
EBAT SIZE	KUTU BOXES (boxes/plt)	BRÜT AĞIRLIK GROSS WEIGHT (kg/plt)	MİKTAR (m <sup>2</sup> /plt) QUANTITY (sqm/plt)
91x121cm 35,8x47,6"	40	1175,2	57,60
91x121cm 35,8x47,6"	35	1063,2	50,40

## LAPIS

KARO / TILE					
EBAT SIZE	KULLANIM ALANLARI AREAS OF USE	GÖRÜNÜM DERECESİ VISION DEGREE	YÜZEY ÖZELLİĞİ SURFACE	AĞIRLIK WEIGHT kg	KALINLIK THICKNESS mm
30x120cm 11,8x47,2"	DUVAR, YER, DIŞ CEPHE WALL, FLOOR, FAÇADE CLADDING	V2	MATT	7	9
60x120cm 23,6x47,2"	DUVAR, YER, DIŞ CEPHE WALL, FLOOR, FAÇADE CLADDING	V2	MATT	14,4	9

KUTU / BOX		
ADET (ad/kutu) PIECES (pcs/box)	AĞIRLIK (kg/kutu) WEIGHT (kg/box)	MİKTAR (m <sup>2</sup> /kutu) QUANTITY (sqm/box)
4	28	1,44
2	28,8	1,44

PALET / PALLET			
EBAT SIZE	KUTU BOXES (boxes/plt)	BRÜT AĞIRLIK GROSS WEIGHT (kg/plt)	MİKTAR (m <sup>2</sup> /plt) QUANTITY (sqm/plt)
91x121cm 35,8x47,6"	40	1175,2	57,60
91x121cm 35,8x47,6"	35	1063,2	50,40

## LENA

KARO / TILE					
EBAT SIZE	KULLANIM ALANLARI AREAS OF USE	GÖRÜNÜM DERECESİ VISION DEGREE	YÜZEY ÖZELLİĞİ SURFACE	AĞIRLIK WEIGHT kg	KALINLIK THICKNESS mm
30x120cm 11,8x47,2"	DUVAR, YER, DIŞ CEPHE WALL, FLOOR, FAÇADE CLADDING	V3	F. LAP Mohs: 5	7	9
60x120cm 23,6x47,2"	DUVAR, YER, DIŞ CEPHE WALL, FLOOR, FAÇADE CLADDING	V3	F. LAP Mohs: 5	14,4	9

KUTU / BOX		
ADET (ad/kutu) PIECES (pcs/box)	AĞIRLIK (kg/kutu) WEIGHT (kg/box)	MİKTAR (m <sup>2</sup> /kutu) QUANTITY (sqm/box)
4	28	1,44
2	28,8	1,44

PALET / PALLET			
EBAT SIZE	KUTU BOXES (boxes/plt)	BRÜT AĞIRLIK GROSS WEIGHT (kg/plt)	MİKTAR (m <sup>2</sup> /plt) QUANTITY (sqm/plt)
91x121cm 35,8x47,6"	40	1175,2	57,60
91x121cm 35,8x47,6"	35	1063,2	50,40

## LUNA

KARO / TILE					
EBAT SIZE	KULLANIM ALANLARI AREAS OF USE	GÖRÜNÜM DERECESİ VISION DEGREE	YÜZEY ÖZELLİĞİ SURFACE	AĞIRLIK WEIGHT kg	KALINLIK THICKNESS mm
30x60cm 11,8x23,6"	DUVAR, YER, DIŞ CEPHE WALL, FLOOR, FAÇADE CLADDING	V2	MATT LAR Mohs: 5	3,5	8,5
60x60cm 23,6x23,6"	DUVAR, YER, DIŞ CEPHE WALL, FLOOR, FAÇADE CLADDING	V2	MATT LAR Mohs: 5	7,2	8,5
30x120cm 11,8x47,2"	DUVAR, YER, DIŞ CEPHE WALL, FLOOR, FAÇADE CLADDING	V2	MATT LAR Mohs: 5	7	9
60x120cm 23,6x47,2"	DUVAR, YER, DIŞ CEPHE WALL, FLOOR, FAÇADE CLADDING	V2	MATT LAR Mohs: 5	14,4	9
30x60cm 11,8x23,6"	DUVAR, YER, DIŞ CEPHE WALL, FLOOR, FAÇADE CLADDING	V2	MATT	8	20
60x60cm 23,6x23,6"	DUVAR, YER, DIŞ CEPHE WALL, FLOOR, FAÇADE CLADDING	V2	MATT	16,4	20
30x120cm 11,8x47,2"	DUVAR, YER, DIŞ CEPHE WALL, FLOOR, FAÇADE CLADDING	V2	MATT	16	20
60x120cm 23,6x47,2"	DUVAR, YER, DIŞ CEPHE WALL, FLOOR, FAÇADE CLADDING	V2	MATT	32,5	20

KUTU / BOX			
ADET (ad/kutu) PIECES (pcs/box)	AĞIRLIK (kg/kutu) WEIGHT (kg/box)	MİKTAR (m <sup>2</sup> /kutu) QUANTITY (sqm/box)	
8	28	1,44	
4	28,8	1,44	
4	28	1,44	
2	28,8	1,44	
4	32	0,72	
2	32,8	0,72	
2	32	0,72	
2	65	1,44	

PALET / PALLET			
EBAT SIZE	KUTU BOXES (boxes/plt)	BRÜT AĞIRLIK GROSS WEIGHT (kg/plt)	MİKTAR (m <sup>2</sup> /plt) QUANTITY (sqm/plt)
80x117cm 31,5x46"	32	913,4	46,08
80x120cm 31,5x47,2"	32	943,9	46,08
91x121cm 35,8x47,6"	40	1175,2	57,60
91x121cm 35,8x47,6"	35	1063,2	50,40
80x120cm 31,5x47,2"	32	1046,3	23,04
80x120cm 31,5x47,2"	32	1071,9	23,04
80x121cm 31,5x47,6"	32	1075,9	23,04
80x121cm 31,5x47,6"	16	1091,9	23,04

## MAIORCA

KARO / TILE					
EBAT SIZE	KULLANIM ALANLARI AREAS OF USE	GÖRÜNÜM DERECESİ VISION DEGREE	YÜZEY ÖZELLİĞİ SURFACE	AĞIRLIK WEIGHT kg	KALINLIK THICKNESS mm
30x120cm 11,8x47,2"	DUVAR, YER, DIŞ CEPHE WALL, FLOOR, FAÇADE CLADDING	V3	F. LAP Mohs: 5	7	9
60x120cm 23,6x47,2"	DUVAR, YER, DIŞ CEPHE WALL, FLOOR, FAÇADE CLADDING	V3	F. LAP Mohs: 5	14,4	9

KUTU / BOX			
ADET (ad/kutu) PIECES (pcs/box)	AĞIRLIK (kg/kutu) WEIGHT (kg/box)	MİKTAR (m <sup>2</sup> /kutu) QUANTITY (sqm/box)	
4	28	1,44	
2	28,8	1,44	

PALET / PALLET			
EBAT SIZE	KUTU BOXES (boxes/plt)	BRÜT AĞIRLIK GROSS WEIGHT (kg/plt)	MİKTAR (m <sup>2</sup> /plt) QUANTITY (sqm/plt)
91x121cm 35,8x47,6"	40	1175,2	57,60
91x121cm 35,8x47,6"	35	1063,2	50,40

## MARFIL ROSSO

KARO / TILE					
EBAT SIZE	KULLANIM ALANLARI AREAS OF USE	GÖRÜNÜM DERECESİ VISION DEGREE	YÜZEY ÖZELLİĞİ SURFACE	AĞIRLIK WEIGHT kg	KALINLIK THICKNESS mm
30x60cm 11,8x23,6"	DUVAR, YER, DIŞ CEPHE WALL, FLOOR, FAÇADE CLADDING	V2	F. LAP Mohs: 5	3,5	8,5
60x60cm 23,6x23,6"	DUVAR, YER, DIŞ CEPHE WALL, FLOOR, FAÇADE CLADDING	V2	F. LAP Mohs: 5	7,2	8,5
30x120cm 11,8x47,2"	DUVAR, YER, DIŞ CEPHE WALL, FLOOR, FAÇADE CLADDING	V2	F. LAP Mohs: 5	7	9
60x120cm 23,6x47,2"	DUVAR, YER, DIŞ CEPHE WALL, FLOOR, FAÇADE CLADDING	V2	F. LAP Mohs: 5	14,4	9
120x120cm 47,2x47,2"	DUVAR, YER, DIŞ CEPHE WALL, FLOOR, FAÇADE CLADDING	V2	F. LAP Mohs: 5	36	10

KUTU / BOX			
ADET (ad/kutu) PIECES (pcs/box)	AĞIRLIK (kg/kutu) WEIGHT (kg/box)	MİKTAR (m <sup>2</sup> /kutu) QUANTITY (sqm/box)	
8	28	1,44	
4	28,8	1,44	
4	28	1,44	
2	28,8	1,44	
2	72	2,88	

PALET / PALLET			
EBAT SIZE	KUTU BOXES (boxes/plt)	BRÜT AĞIRLIK GROSS WEIGHT (kg/plt)	MİKTAR (m <sup>2</sup> /plt) QUANTITY (sqm/plt)
80x117cm 31,5x46"	32	913,4	46,08
80x120cm 31,5x47,2"	32	943,9	46,08
91x121cm 35,8x47,6"	40	1175,2	57,60
91x121cm 35,8x47,6"	35	1063,2	50,40
123x123cm 48,4x48,4"	14	1050	40,32

## MARJINAL

### KARO / TILE

EBAT SIZE	KULLANIM ALANLARI AREAS OF USE	GÖRÜNÜM DERECESİ VISION DEGREE	YÜZEY ÖZELLİĞİ SURFACE	AĞIRLIK WEIGHT kg	KALINLIK THICKNESS mm
30x60cm 11,8x23,6"	DUVAR, YER, DİS CEPHE WALL, FLOOR, FAÇADE CLADDING	V1	MATT F. LAP Mohs: 5	3,5	8,5
60x60cm 23,6x23,6"	DUVAR, YER, DİS CEPHE WALL, FLOOR, FAÇADE CLADDING	V1	MATT F. LAP Mohs: 5	7,2	8,5
30x120cm 11,8x47,2"	DUVAR, YER, DİS CEPHE WALL, FLOOR, FAÇADE CLADDING	V1	MATT LAP. Mohs: 5	7	9
60x120cm 23,6x47,2"	DUVAR, YER, DİS CEPHE WALL, FLOOR, FAÇADE CLADDING	V1	MATT LAP. Mohs: 5	14,4	9

### KUTU / BOX

ADET (ad/kutu) PIECES (pcs/box)	AĞIRLIK (kg/kutu) WEIGHT (kg/box)	MİKTAR (m <sup>2</sup> /kutu) QUANTITY (sqm/box)
8	28	1,44
4	28,8	1,44
4	28	1,44
2	28,8	1,44

### PALET / PALLET

EBAT SIZE	KUTU BOXES (boxes/plt)	BRÜT AĞIRLIK GROSS WEIGHT (kg/plt)	MİKTAR (m <sup>2</sup> /pal) QUANTITY (sqm/plt)
80x117cm 31,5x46"	32	913,4	46,08
80x120cm 31,5x47,2"	32	943,9	46,08
91x121cm 35,8x47,6"	40	1175,2	57,60
91x121cm 35,8x47,6"	35	1063,2	50,40

## MAVİ BLUE

### KARO / TILE

EBAT SIZE	KULLANIM ALANLARI AREAS OF USE	GÖRÜNÜM DERECESİ VISION DEGREE	YÜZEY ÖZELLİĞİ SURFACE	AĞIRLIK WEIGHT kg	KALINLIK THICKNESS mm
60x60cm 23,6x23,6"	DUVAR, YER, DİS CEPHE WALL, FLOOR, FAÇADE CLADDING	V2	MATT	7,2	8,5
60x60cm 23,6x23,6"	DUVAR, YER, DİS CEPHE WALL, FLOOR, FAÇADE CLADDING	V2	MATT	16,4	20

### KUTU / BOX

ADET (ad/kutu) PIECES (pcs/box)	AĞIRLIK (kg/kutu) WEIGHT (kg/box)	MİKTAR (m <sup>2</sup> /kutu) QUANTITY (sqm/box)
4	28,8	1,44
2	32,8	0,72

### PALET / PALLET

EBAT SIZE	KUTU BOXES (boxes/plt)	BRÜT AĞIRLIK GROSS WEIGHT (kg/plt)	MİKTAR (m <sup>2</sup> /pal) QUANTITY (sqm/plt)
80x120cm 31,5x47,2"	32	943,9	46,08
80x120cm 31,5x47,2"	32	1071,9	23,04

## MELLOW GOLD

### KARO / TILE

EBAT SIZE	KULLANIM ALANLARI AREAS OF USE	GÖRÜNÜM DERECESİ VISION DEGREE	YÜZEY ÖZELLİĞİ SURFACE	AĞIRLIK WEIGHT kg	KALINLIK THICKNESS mm
60x120cm 23,6x47,2"	DUVAR, YER, DİS CEPHE WALL, FLOOR, FAÇADE CLADDING	V3	F. LAP Mohs: 5	14,4	9

### KUTU / BOX

ADET (ad/kutu) PIECES (pcs/box)	AĞIRLIK (kg/kutu) WEIGHT (kg/box)	MİKTAR (m <sup>2</sup> /kutu) QUANTITY (sqm/box)
2	28,8	1,44

### PALET / PALLET

EBAT SIZE	KUTU BOXES (boxes/plt)	BRÜT AĞIRLIK GROSS WEIGHT (kg/plt)	MİKTAR (m <sup>2</sup> /pal) QUANTITY (sqm/plt)
91x121cm 35,8x47,6"	35	1063,2	50,40

## MISTY

### KARO / TILE

EBAT SIZE	KULLANIM ALANLARI AREAS OF USE	GÖRÜNÜM DERECESİ VISION DEGREE	YÜZEY ÖZELLİĞİ SURFACE	AĞIRLIK WEIGHT kg	KALINLIK THICKNESS mm
30x120cm 11,8x47,2"	DUVAR, YER, DİS CEPHE WALL, FLOOR, FAÇADE CLADDING	V3	F. LAP Mohs: 5	7	9
60x120cm 23,6x47,2"	DUVAR, YER, DİS CEPHE WALL, FLOOR, FAÇADE CLADDING	V3	F. LAP Mohs: 5	14,4	9

### KUTU / BOX

ADET (ad/kutu) PIECES (pcs/box)	AĞIRLIK (kg/kutu) WEIGHT (kg/box)	MİKTAR (m <sup>2</sup> /kutu) QUANTITY (sqm/box)
4	28	1,44
2	28,8	1,44

### PALET / PALLET

EBAT SIZE	KUTU BOXES (boxes/plt)	BRÜT AĞIRLIK GROSS WEIGHT (kg/plt)	MİKTAR (m <sup>2</sup> /pal) QUANTITY (sqm/plt)
91x121cm 35,8x47,6"	40	1175,2	57,60
91x121cm 35,8x47,6"	35	1063,2	50,40

## MOOD

### KARO / TILE

EBAT SIZE	KULLANIM ALANLARI AREAS OF USE	GÖRÜNÜM DERECESİ VISION DEGREE	YÜZEY ÖZELLİĞİ SURFACE	AĞIRLIK WEIGHT kg	KALINLIK THICKNESS mm
30x60cm 11,8x23,6"	DUVAR, YER, DİS CEPHE WALL, FLOOR, FAÇADE CLADDING	V3	F. LAP Mohs: 5	3,5	8,5
60x60cm 23,6x23,6"	DUVAR, YER, DİS CEPHE WALL, FLOOR, FAÇADE CLADDING	V3	F. LAP Mohs: 5	7,2	8,5
30x120cm 11,8x47,2"	DUVAR, YER, DİS CEPHE WALL, FLOOR, FAÇADE CLADDING	V3	F. LAP Mohs: 5	7	9
60x120cm 23,6x47,2"	DUVAR, YER, DİS CEPHE WALL, FLOOR, FAÇADE CLADDING	V3	F. LAP Mohs: 5	14,4	9
100x100cm 39,3x39,3"	DUVAR, YER, DİS CEPHE WALL, FLOOR, FAÇADE CLADDING	V3	F. LAP Mohs: 5	24	10

### KUTU / BOX

ADET (ad/kutu) PIECES (pcs/box)	AĞIRLIK (kg/kutu) WEIGHT (kg/box)	MİKTAR (m <sup>2</sup> /kutu) QUANTITY (sqm/box)
8	28	1,44
4	28,8	1,44
4	28	1,44
2	28,8	1,44
2	48	2

### PALET / PALLET

EBAT SIZE	KUTU BOXES (boxes/plt)	BRÜT AĞIRLIK GROSS WEIGHT (kg/plt)	MİKTAR (m <sup>2</sup> /pal) QUANTITY (sqm/plt)
80x117cm 31,5x46"	32	913,4	46,08
80x120cm 31,5x47,2"	32	943,9	46,08
91x121cm 35,8x47,6"	40	1175,2	57,60
91x121cm 35,8x47,6"	35	1063,2	50,40
103x103cm 40,5x40,5"	24	1175	48,00

## OLDWOOD

### KARO / TILE

EBAT SIZE	KULLANIM ALANLARI AREAS OF USE	GÖRÜNÜM DERECESİ VISION DEGREE	YÜZEY ÖZELLİĞİ SURFACE	AĞIRLIK WEIGHT kg	KALINLIK THICKNESS mm
14x120cm 5,5x47,2"	DUVAR, YER, DİS CEPHE WALL, FLOOR, FAÇADE CLADDING	V3	MATT	3,5	9
30x120cm 11,8x47,2"	DUVAR, YER, DİS CEPHE WALL, FLOOR, FAÇADE CLADDING	V3	MATT	7	9

### KUTU / BOX

ADET (ad/kutu) PIECES (pcs/box)	AĞIRLIK (kg/kutu) WEIGHT (kg/box)	MİKTAR (m <sup>2</sup> /kutu) QUANTITY (sqm/box)
8	28	1,344
4	28	1,44

### PALET / PALLET

EBAT SIZE	KUTU BOXES (boxes/plt)	BRÜT AĞIRLIK GROSS WEIGHT (kg/plt)	MİKTAR (m <sup>2</sup> /pal) QUANTITY (sqm/plt)
91x121cm 35,8x47,6"	40	1175,2	53,76
91x121cm 35,8x47,6"	40	1175,2	57,60

## OMNIA

### KARO / TILE

EBAT SIZE	KULLANIM ALANLARI AREAS OF USE	GÖRÜNÜM DERECESİ VISION DEGREE	YÜZEY ÖZELLİĞİ SURFACE	AĞIRLIK WEIGHT kg	KALINLIK THICKNESS mm
30x60cm 11,8x23,6"	DUVAR, YER, DİS CEPHE WALL, FLOOR, FAÇADE CLADDING	V3	F. LAP Mohs: 5	3,5	8,5
60x60cm 23,6x23,6"	DUVAR, YER, DİS CEPHE WALL, FLOOR, FAÇADE CLADDING	V3	F. LAP Mohs: 5	7,2	8,5
30x120cm 11,8x47,2"	DUVAR, YER, DİS CEPHE WALL, FLOOR, FAÇADE CLADDING	V3	F. LAP Mohs: 5	7	9
60x120cm 23,6x47,2"	DUVAR, YER, DİS CEPHE WALL, FLOOR, FAÇADE CLADDING	V3	F. LAP Mohs: 5	14,4	9

### KUTU / BOX

ADET (ad/kutu) PIECES (pcs/box)	AĞIRLIK (kg/kutu) WEIGHT (kg/box)	MİKTAR (m <sup>2</sup> /kutu) QUANTITY (sqm/box)
8	28	1,44
4	28,8	1,44
4	28	1,44
2	28,8	1,44

### PALET / PALLET

EBAT SIZE	KUTU BOXES (boxes/plt)	BRÜT AĞIRLIK GROSS WEIGHT (kg/plt)	MİKTAR (m <sup>2</sup> /pal) QUANTITY (sqm/plt)
80x117cm 31,5x46"	32	913,4	46,08
80x120cm 31,5x47,2"	32	943,9	46,08
91x121cm 35,8x47,6"	40	1175,2	57,60
91x121cm 35,8x47,6"	35	1063,2	50,40









## SERTİFİKALAR CERTIFICATIONS

### TSE ÇİFT YILDIZ

ÇİFT YILDIZ KRİTERİNE UYGUNLUK BELGESİ  
TSI CERTIFICATE OF CONFORMITY TO DOUBLE STAR CRITERIA



### EN 14411 ANNEX G GROUP B1a

TÜRK STANDARTLARINA UYGUNLUK BELGESİ  
TURKISH STANDARD FOR CERAMIC TILES




### ISO 9001

KALİTE YÖNETİM SİSTEMLERİ SERTİFİKASI  
CERTIFICATE OF QUALITY MANAGEMENT SYSTEMS



### OHSAS 18001

İŞ SAĞLIĞI VE GÜVENLİĞİ YÖNETİM SİSTEMLERİ SERTİFİKASI  
CERTIFICATE OF OCCUPATIONAL HEALTH AND SAFETY MANAGEMENT SYSTEMS



### ISO 14001

ÇEVRE YÖNETİM SİSTEMLERİ SERTİFİKASI  
CERTIFICATE OF ENVIRONMENTAL MANAGEMENT SYSTEMS



### CE

CE UYGUNLUK BEYANI  
DECLARATION OF PERFORMANCE



## SEMBOLLER SYMBOLS

v1	POLISHED	WHITE BODY	DONA DAYANIM FROST RESISTANCE
v2	MAT MATT	REKTİFİYE RECTIFIED	INKJET
v3	COLOUR BODY	LAPPATO	YER & DUVAR WALL & FLOOR
	FULL BODY	FULL LAPPATO	SUGAR EFFECT
	8,5mm 8,5mm KALINLIK 8,5mm THICKNESS	9mm 9mm KALINLIK 9mm THICKNESS	10mm 10mm KALINLIK 10mm THICKNESS
			20mm 20mm KALINLIK 20mm THICKNESS

### DÖŞEMEDEN ÖNCE:

BEFORE LAYING ON THE TILES:

### SERAMİK KAROLARI SİPARİŞ EDERKEN KULLANIM ALANLARINI BELİRTİNİZ.

WHEN ORDERING CERAMIC TILES SPECIFY THE AREAS OF USE.

### SERAMİK KAROLARI DÖŞEMEDEN ÖNCE LÜTFEN TON NUMARALARININ AYNI MEKANLAR İÇİN AYNI OLMASINA DİKKAT EDİNİZ; DÖŞENDİKTEN SONRA SORUMLULUK KABUL EDİLMEMEKTEDİR.

BEFORE TILE SETTING, VERIFY THE TONALITY NUMBERS, AFTER TILE SETTING. CLAIMS REGARDING THESE INDICATIONS CANNOT BE ACCEPTED.

### QUA GRANİTE'NİN ÜRÜNLER VE TEKNİK DETAYLARINDA DEĞİŞİKLİK YAPMA HAKKI SAKLIDIR. OCAK 2019

THE RIGHT TO CHANGE THE PRODUCTS AND TECHNICAL SPECIFICATIONS IS RESERVED BY QUA GRANITE. JANUARY 2019

## PORSELEN KARO YÜZEYİ KAYMA DİRENCİ VE UYGUN KULLANIM ALANLARI

### DIN 51130, DIN 51097 YE UYGUN ANTI-SLIP ÖZELLİKLERİ

HALİ HAZIRDA KAYMA DİRENCİNİ TALEP EDEN BİR AVRUPA NORMU YOKTUR. ANCAK GÜNLÜK KULLANIMDA KAYMA DİRENCİ ÇOK ÖNEMLİ OLDUĞU DURUMLARDA MEVCUT OLAN ALMAN STANDARTLARINI KULLANARAK SINIFLANDIRMA YAPILMAKTADIR.

KARONUN KAYMA DİRENCİ, BAKIMINDAN VE ZAMAN İÇERİSİNDE OLABİLECEK AŞINMADAN ETKİLENİR.

BU İKİ STANDARTTAN,

- DIN 51130 İNSANLARIN AYAKKABILARIYLA (R9-R13) VE
  - DIN 51097 ÇIPLAK AYAKLARLA (A, B, C)
- YÜRÜNÜLEN ALANLARDA ZEMİN YÜZEYLERİNİN KAYGANLIKLARINI BİRBİRİNDEN AYIRIR. R SEVİYESİ KAYMA AÇISINI GÖSTERİR.

### DIN 51130'DA BELİRTİLEN ÖLÇÜM METODUNDA R KAYGANLIK SINIFLARININ FARKI VE KULLANIM ALANLARINA UYGUN SINIFLANDIRILMASI AŞAĞIDAKI ŞEKİLDEDİR:

<b>R9 (6° - 10°)</b>	DIŞARIDAN ERİŞİLEN GİRİŞ VE MERDİVENLER, RESTORAN, MAĞAZALAR, KLİNİKLER, HASTANELER, OKULLAR V.B.
<b>R10 (10° - 19°)</b>	TUVALETLERİ VE ORTAK PAYLAŞILAN TUVALETLER VE DUŞLAR, RESTORANLAR VE KAFELERDEKİ KÜÇÜK MUTFAKLAR, GARAJLAR VE BODRULAR V.B.
<b>R11 (19° - 27°)</b>	GIDA ÜRETİM TESİSLERİ, RESTORANLAR VE KAFELERDEKİ ORTA BOY MUTFAKLAR, ÇOK MİKTARDA SU VE ÇAMUR BULUNAN ÇALIŞMA ORTAMLARI, LABORATUVARLAR, ÇAMAŞIRHANELER, HANGARLAR V.B.
<b>R12 (27° - 35°)</b>	SÜT ÜRÜNLERİ, GIDA YAĞLARI, KURUTULMUŞ ETLER GİBİ YAĞLAR AÇISINDAN ZENGİN GIDALAR İÇİN ÜRETİM TESİSLERİ, RESTORANLAR VE KAFELERDEKİ BÜYÜK MUTFAKLAR, KAYGANLAŞTIRICI MADDELERİNİN KULLANILDIĞI ENDÜSTRİYEL ALANLAR.
<b>R13 (&gt; 35°)</b>	BÜYÜK MİKTARLARDA YAĞLARIN KULLANILDIĞI YERLER; GIDA İŞLEME ALANLARI.

### DIN 51097'DE BELİRTİLEN ÖLÇÜM METODU İLE İNSANLARIN ÇIPLAK AYAKLARLA YÜRÜDÜĞÜ ALANLARDAKİ KAYMA DİRENCİ A, B VE C CİNSİNDEN SINIFLANDIRILIR VE AŞAĞIDAKI ŞEKİLDE KULLANIM ALANLARINA UYGUN KATEGORİLERE AYRILIR.

- A** - İNSANLARIN YALIN AYAK VE SOYUNMA ODALARINA YÜRÜDÜĞÜ KURU ALANLAR.
- B** - DUŞLAR, BANYOLAR, YÜZME HAVUZLARININ KENAR ALANLARI, ÇOCUK YÜZME HAVUZLARI, SIĞ HAVUZLARIN İÇLERİ.
- C** - YÜZME HAVUZUNDAKİ GEÇİŞ ALANLARI, EĞİMLİ KENARLARI GİBİ ISLAK ALANLAR

## PORCELAIN TILE SURFACE SLIP RESISTANCE AND SUITABLE USING AREAS

### ANTI-SLIP PROPERTIES ACCORDING TO DIN 51130, DIN 51097

AT THE MOMENT THERE IS NO EUROPEAN NORM THAT DETERMINES THE DEMANDS FOR SLIP RESISTANCE. BUT AS IN EVERYDAY USE, WHEN THE SLIP RESISTANCE IS VERY IMPORTANT, THE CURRENT GERMAN STANDARDS ARE USED FOR CLASSIFICATION.

THE SLIP RESISTANCE IS INFLUENCED BY MAINTENANCE AND WEAR.

THESE TWO STANDARDS DISTINGUISH BETWEEN THE SLIPPERINESS OF FLOOR SURFACES IN AREAS

- DIN 51130 WHERE PEOPLE WALK WITH THEIR SHOES ON (R9-R13) AND
  - DIN 51097 WITH BARE FEET (A, B, C)
- THE R LEVEL INDICATES THE ANGLE OF SLIPPAGE.

THE MEASUREMENT METHOD SPECIFIED IN DIN 51130 DISTINGUISHES AMONG THE FOLLOWING **R SLIPPERINESS CLASSES** AND PROVIDES INDICATIONS AS TO WHERE THEY MAY BE USED:

<b>R9 (6° - 10°)</b>	ENTRANCES AND STAIRWAYS ACCESSED FROM OUTSIDE, RESTAURANTS, SHOPS, CLINICS, HOSPITALS, SCHOOLS.
<b>R10 (10° - 19°)</b>	SHARED TOILETS AND SHOWERS, SMALL KITCHENS IN RESTAURANTS AND CAFES, GARAGES AND BASEMENTS.
<b>R11 (19° - 27°)</b>	FOOD PRODUCTION FACILITIES; MID-SIZED KITCHENS IN RESTAURANTS AND CAFÉS, WORKING ENVIRONMENTS WHERE THERE IS A LOT OF WATER AND SLUDGE, LABORATORIES, LAUNDRIES, HANGARS.
<b>R12 (27° - 35°)</b>	PRODUCTION FACILITIES FOR FOODS RICH IN FATS SUCH AS DAIRY PRODUCTS, FOOD OILS, CURED MEATS, LARGE KITCHENS IN RESTAURANTS AND CAFÉS, INDUSTRIAL AREAS WHERE SLIPPER SUBSTANCES ARE USED.
<b>R13 (&gt; 35°)</b>	PLACES WHERE LARGE QUANTITIES OF FATS ARE USED, FOOD PROCESSING AREAS.

THE MEASUREMENT METHOD SPECIFIED IN DIN 51097 DEFINES THE SLIP RESISTANCE FOR AREAS WHERE PEOPLE WALK WITH BARE FEET AND RESULT IS DIVIDED INTO CATEGORIES A, B AND C.

- A** - DRY AREAS WHERE PEOPLE WALK BAREFOOT AND CHANGING ROOMS.
- B** - SHOWERS, BATHROOMS, AREAS SURROUND SWIMMING POOLS, CHILDREN'S SWIMMING POOL AND BOTTOM OF SHALLOW POOLS.
- C** - CROSSING AREAS IN SWIMMING POOL, TILTED EDGES OF SWIMMING



















## SIRLI GRANİT KARO TEKNİK ÖZELLİK KABULLERİ

### GLAZED PORCELAIN TILE TECHNICAL PROPERTY ACCEPTANCES

ÖZELLİK / PROPERTY	QUA STANDARTLARI / QUA STANDARTS	TSE EN 14411 Annex-G Grup B1a (Eb ≤ % 0,5)	TEST YÖNTEMİ / TEST METHOD
 UZUNLUK VE GENİŞLİK LENGTH AND WIDTH	±%0,2	±%0,6	TE EN ISO 10545/2
 KALINLIK THICKNESS	±%5,0	±%5,0	TE EN ISO 10545/2
 KENAR DÜZGÜNLÜĞÜ SIDE STRAIGHTNESS	±%0,2	±%0,5	TE EN ISO 10545/2
 GÖNYEDEN SAPMA RECTANGULARITY	±%0,2	±%0,5	TE EN ISO 10545/2
 MERKEZ EĞRİLİĞİ CENTER CURVATURE	±%0,2	±%0,5	TE EN ISO 10545/2
 KENAR EĞRİLİĞİ EDGE CURVATURE	±%0,2	±%0,5	TE EN ISO 10545/2
 KÖŞE EĞRİLİĞİ WARPAGE	±%0,2	±%0,5	TE EN ISO 10545/2
 YÜZEY KALİTESİ SURFACE QUALITY	max. %5 Kusurlu / Defective	max. %5 Kusurlu / Defective	TE EN ISO 10545/2
 SU EMME WATER ABSORPTION	Max. %0,1	Max. %0,5	TE EN ISO 10545/3
 EĞİLME MUKAVEMETİ MODULUS OF RUPTURE	Min. 51 N/mm <sup>2</sup>	Min. 35 N/mm <sup>2</sup>	TE EN ISO 10545/4
 ÇARPMA DAYANIMI IMPACT RESISTANCE	Dayanıklı / Resistant	Dayanıklı / Resistant	TE EN ISO 10545/5
 YÜZEY AŞINMA SINIFI SURFACE ABRASION CLASS	Beyan Edilene Uygun As Declared	Beyan Edilene Uygun As Declared	TE EN ISO 10545/7
 LINEER ISIL GENLEŞME KATSAYISI LINEAR THERMAL EXPANSION COEFFICIENT	max. 9X10 <sup>-6</sup> K <sup>-1</sup>	Beyan Edilene Uygun As Declared	TE EN ISO 10545/8
 ISIL SOK DAYANIMI THERMAL SHOCK	Dayanıklı / Resistant	Dayanıklı / Resistant	TE EN ISO 10545/9
 ÇATLAMA DİRENÇİ CRACKING RESISTANCE	Dayanıklı / Resistant	Dayanıklı / Resistant	TE EN ISO 10545/11
 DONA DAYANIM FROST RESISTANCE	Dayanıklı / Resistant	Dayanıklı / Resistant	TE EN ISO 10545/12
 LEKELENMEYE DAYANIM RESISTANCE TO STAINING	En Az Sınıf 3 / Min. Class 3	En Az Sınıf 3 / Min. Class 3	TE EN ISO 10545/14
 ASİT / ALKALİLERE DAYANIM RESISTANCE TO ACIDS / ALCALIDS	En Az Sınıf / Min. Class GLB - GHB	En Az Sınıf / Min. Class GLB - GHB	TE EN ISO 10545/13
 EV KİMYASALLARINA DAYANIM RESISTANCE TO HOUSEHOLD CHEM.	En Az Sınıf / Min. Class GB	En Az Sınıf / Min. Class GB	TE EN ISO 10545/13

## SIRSIZ GRANİT KARO TEKNİK ÖZELLİK KABULLERİ

### UNGLAZED PORCELAIN TILE TECHNICAL PROPERTY ACCEPTANCES

ÖZELLİK / PROPERTY	QUA STANDARTLARI / QUA STANDARTS	TSE EN 14411 Annex-G Grup B1a (Eb ≤ % 0,5)	TEST YÖNTEMİ / TEST METHOD
 UZUNLUK VE GENİŞLİK LENGTH AND WIDTH	±%0,2	±%0,6	TE EN ISO 10545/2
 KALINLIK THICKNESS	±%5,0	±%5,0	TE EN ISO 10545/2
 KENAR DÜZGÜNLÜĞÜ SIDE STRAIGHTNESS	±%0,2	±%0,5	TE EN ISO 10545/2
 GÖNYEDEN SAPMA RECTANGULARITY	±%0,2	±%0,5	TE EN ISO 10545/2
 MERKEZ EĞRİLİĞİ CENTER CURVATURE	±%0,2	±%0,5	TE EN ISO 10545/2
 KENAR EĞRİLİĞİ EDGE CURVATURE	±%0,2	±%0,5	TE EN ISO 10545/2
 KÖŞE EĞRİLİĞİ WARPAGE	±%0,2	±%0,5	TE EN ISO 10545/2
 YÜZEY KALİTESİ SURFACE QUALITY	max.%5 Kusurlu / Defective	max. %5 Kusurlu / Defective	TE EN ISO 10545/2
 SU EMME WATER ABSORPTION	Max. %0,1	Max. %0,5	TE EN ISO 10545/3
 EĞİLME MUKAVEMETİ MODULUS OF RUPTURE	Min. 51 N/mm <sup>2</sup>	Min. 35 N/mm <sup>2</sup>	TE EN ISO 10545/4
 ÇARPMA DAYANIMI IMPACT RESISTANCE	Dayanıklı / Resistant	Dayanıklı / Resistant	TE EN ISO 10545/5
 DERİN AŞINMA SINIFI DEEP ABRASION CLASS	Max. 175 mm <sup>3</sup>	Max. 175 mm <sup>3</sup>	TE EN ISO 10545/6
 LINEER ISIL GENLEŞME KATSAYISI LINEAR THERMAL EXPANSION COEFFICIENT	max. 9X10 <sup>-6</sup> K <sup>-1</sup>	Beyan Edilene Uygun As Declared	TE EN ISO 10545/8
 ISIL SOK DAYANIMI THERMAL SHOCK	Dayanıklı / Resistant	Dayanıklı / Resistant	TE EN ISO 10545/9
 ÇATLAMA DİRENÇİ CRACKING RESISTANCE	Dayanıklı / Resistant	Dayanıklı / Resistant	TE EN ISO 10545/11
 DONA DAYANIM FROST RESISTANCE	Dayanıklı / Resistant	Dayanıklı / Resistant	TE EN ISO 10545/12
 LEKELENMEYE DAYANIM RESISTANCE TO STAINING	En Az Sınıf 3 / Min. Class 3	En Az Sınıf 3 / Min. Class 3	TE EN ISO 10545/14
 ASİT / ALKALİLERE DAYANIM RESISTANCE TO ACIDS / ALCALIDS	En Az Sınıf / Min. Class UGLB - UGHB	En Az Sınıf / Min. Class UGLB - UGHB	TE EN ISO 10545/13
 EV KİMYASALLARINA DAYANIM RESISTANCE TO HOUSEHOLD CHEM.	En Az Sınıf / Min. Class UGB	En Az Sınıf / Min. Class UGB	TE EN ISO 10545/13



