


QUA
STONE | **20**
mm






ARDEZYA

45X90X2 / 17,71X35,4X0,79"

GREY

PEI: 4 - R11





ARK

60X120X2 / 23,6X47,2X0,79"

ANTHRACITE

PEI: 3 - R11




BAVARIA

60X60X2 / 23,6X23,6X0,79"

BEIGE

PEI: 4 - R11



BAZALT

60X90X2 / 23,6X35,4X0,79"

GREY

PEI: 4 - R11



BENELUX

60X60X2 / 23,6X23,6X0,79"

BLACK

PEI: 3 - R11





CIPOLLINO

80X80X2 / 32X32X0,79"

GRIGIO

PEI: 3 - R11



DAKOTA

60X90X2 / 23,6X35,4X0,79"

DARK GREY

PEI: 3 - R11



FOREST

30X120X2 / 11,8X47,2X0,79"

SILVER

PEI: 4 - R11



GRAVA

60X60X2 / 23,6X23,6X0,79"

GRIS

PEI: 3 - R11



LUNA


60X120X2 / 23,6X47,2X0,79"

SAND

PEI: 4 - R11



MAVI BLUE
60X60X2 / 23,6X23,6X0,79"
BLUE
PEI: 3 - R11



MIRAGGIO

45X90X2 / 17,71X35,4X0,79"

COTTO

PEI: 4 - R11



PIETRA

60X60X2 / 23,6X23,6X0,79"

PEI: 4 - R11



RASA

60X90X2 / 23,6X35,4X0,79"

GREY

PEI: 3 - R11



SIRA

60X60X2 / 23,6X23,6X0,79"

GREY GRANITE

PEI: 3 - R11



STARK

60X60X2 / 23,6X23,6X0,79"

GRAPHITE

PEI: 3 - R11



STREET

60X60X2 / 23,6X23,6X0,79"

GREY

PEI: 4 - R11



TERRAZZO

60X60X2 / 23,6X23,6X0,79"

GRIGIO

PEI: 4 - R11



TIBERWOOD
30X120X2 / 11,8X47,2X0,79"
NATURAL
PEI: 4 - R11



TRAVERTINE

45X90X2 / 17,71X35,43X0,79"

DARK

PEI: 3 - R11



VERTICE
60X60X2 / 23,6X23,6X0,79"
PEI: 4 - R11



VITORIA

45X90X2 / 17,71X35,43X0,79"

ANTHRACITE

PEI: 4 - R11

ARDEZYA



45X90X2 / 17,71X35,4X0,79"
60X60X2 / 23,6X23,6X0,79"
30X60X2 / 11,8X23,6X0,79"

GREY
PEI:4 - R11



45X90X2 / 17,71X35,4X0,79"
60X60X2 / 23,6X23,6X0,79"
30X60X2 / 11,8X23,6X0,79"


BLACK
PEI:3 - R11

ARK




60X120X2 / 23,6X47,2X0,79"
60X60X2 / 23,6X23,6X0,79"
30X120X2 / 11,8X47,2X0,79"
80X80X2 / 32X32X0,79"

SILVER
PEI:4 - R11
PEI:3 - R11



60X120X2 / 23,6X47,2X0,79"
60X60X2 / 23,6X23,6X0,79"
30X120X2 / 11,8X47,2X0,79"
80X80X2 / 32X32X0,79"

BLACK
PEI:3 - R11



60X120X2 / 23,6X47,2X0,79"
60X60X2 / 23,6X23,6X0,79"
30X120X2 / 11,8X47,2X0,79"
80X80X2 / 32X32X0,79"

ANTHRACITE
PEI:3 - R11



60X120X2 / 23,6X47,2X0,79"
60X60X2 / 23,6X23,6X0,79"
30X120X2 / 11,8X47,2X0,79"
80X80X2 / 32X32X0,79"

IVORY
PEI:4 - R11



60X60X2 / 23,6X23,6X0,79"

**TRIANGOLO
DECOR**
PEI:4 - R11



60X60X2 / 23,6X23,6X0,79"

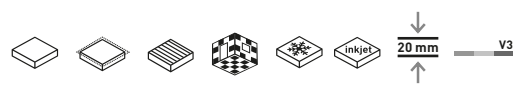
FIORE DECOR
PEI:4 - R11



60X60X2 / 23,6X23,6X0,79"

PIAZZA DECOR
PEI:4 - R11

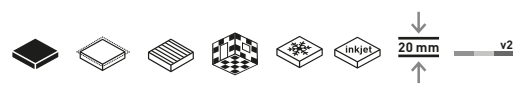
BAVARIA



60X60X2 / 23,6X23,6X0,79"

BEIGE
PEI:4 - R11

BAZALT



60X90X2 / 23,6X35,4X0,79"
60X60X2 / 23,6X23,6X0,79"
30X60X2 / 11,8X23,6X0,79"

GREY
PEI:4 - R11



60X90X2 / 23,6X35,4X0,79"
60X60X2 / 23,6X23,6X0,79"
30X60X2 / 11,8X23,6X0,79"

BLACK
PEI:3 - R11

BENELUX



60X90X2 / 23,6X35,4X0,79"
60X60X2 / 23,6X23,6X0,79"
80X80X2 / 32X32X0,79"

BLACK
PEI:4 - R11
PEI:3 - R11



60X90X2 / 23,6X35,4X0,79"
60X60X2 / 23,6X23,6X0,79"
80X80X2 / 32X32X0,79"

GREY
PEI:4 - R11
PEI:3 - R11

CIPOLLINO




80X80X2
32X32X0,79"

GRIGIO
PEI:3 - R11



DAKOTA



60X90X2 / 23,6X35,4X0,79"
60X60X2 / 23,6X23,6X0,79"
30X60X2 / 11,8X23,6X0,79"

DARK GREY
PEI:3 - R11



60X90X2 / 23,6X35,4X0,79"
60X60X2 / 23,6X23,6X0,79"
30X60X2 / 11,8X23,6X0,79"

GREY
PEI:4 - R11



60X90X2 / 23,6X35,4X0,79"
60X60X2 / 23,6X23,6X0,79"
30X60X2 / 11,8X23,6X0,79"

BEIGE
PEI:4 - R11

FOREST



30X120X2 / 11,8X47,2X0,79"

SILVER
PEI:4 - R11



30X120X2 / 11,8X47,2X0,79"

NATURAL
PEI:4 - R11



30X120X2 / 11,8X47,2X0,79"

DARK
PEI:3 - R11



30X120X2 / 11,8X47,2X0,79"

CHERRY
PEI:3 - R11

GRAVA



60X60X2 / 23,6X23,6X0,79"

ANTHRACITE
PEI:3 - R11



60X60X2 / 23,6X23,6X0,79"

GRIS
PEI:3 - R11

LUNA



60X120X2 / 23,6X47,2X0,79"
60X60X2 / 23,6X23,6X0,79"
30X120X2 / 11,8X47,2X0,79"
30X60X2 / 11,8X23,6X0,79"

SAND
PEI:4 - R11



60X120X2 / 23,6X47,2X0,79"
60X60X2 / 23,6X23,6X0,79"
30X120X2 / 11,8X47,2X0,79"
80X80X2 / 31,4X31,4X0,79"
30X60X2 / 11,8X23,6X0,79"

COOL GREY
PEI:4 - R11
PEI:3 - R11



60X120X2 / 23,6X47,2X0,79"

OFFWHITE
PEI:5 - R11



60X120X2 / 23,6X47,2X0,79"
60X60X2 / 23,6X23,6X0,79"
30X120X2 / 11,8X47,2X0,79"
80X80X2 / 31,4X31,4X0,79"
30X60X2 / 11,8X23,6X0,79"

ASH
PEI:3 - R11

MAVI BLUE



60X60X2 / 23,6X23,6X0,79"


BLUE
PEI:3 - R11

MIRAGGIO



45X90X2
17,71X35,4X0,78"

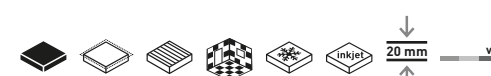
COTTO
PEI:4 - R11



45X90X2
17,71X35,4X0,78"

BIANCO
PEI:4 - R11

PIETRA



60X60X2 / 23,6X23,6X0,79"

PEI:4 - R11

RASA



60X90X2 / 23,6X35,4X0,79"
60X60X2 / 23,6X23,6X0,79"

GREY
PEI:3 - R11



60X90X2 / 23,6X35,4X0,79"
60X60X2 / 23,6X23,6X0,79"

BEIGE
PEI:4 - R11



60X90X2 / 23,6X35,4X0,79"
60X60X2 / 23,6X23,6X0,79"

NERO
PEI:3 - R11

SIRA



60X60X2 / 23,6X23,6X0,79"

GREY GRANITE
PEI:3 - R11

STARK



60X120X2 / 23,6X47,2X0,79"
60X60X2 / 23,6X23,6X0,79"
80X80X2 / 32X32X0,79"
30X60X2 / 11,8X23,6X0,79"

GRAPHITE
PEI:3 - R11
PEI:4 - R11



60X120X2 / 23,6X47,2X0,79"
60X60X2 / 23,6X23,6X0,79"
80X80X2 / 32X32X0,79"
30X60X2 / 11,8X23,6X0,79"

GREY
PEI:4 - R11
PEI:3 - R11



60X120X2 / 23,6X47,2X0,79"
80X80X2 / 32X32X0,79"


SMOKE
PEI:4 - R11
PEI:3 - R11



60X90X2 / 23,6X35,4X0,79"
60X60X2 / 23,6X23,6X0,79"
30X60X2 / 11,8X23,6X0,79"

TAUPE
PEI:3 - R11

STREET



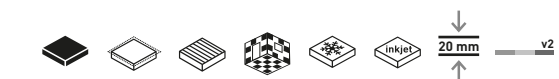
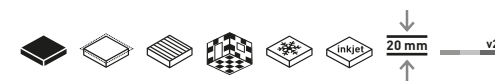
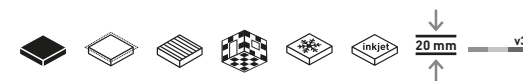
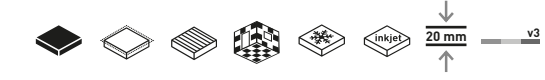
60X90X2 / 23,6X35,4X0,79"
60X60X2 / 23,6X23,6X0,79"
80X80X2 / 32X32X0,79"

GREY
PEI:4 - R11


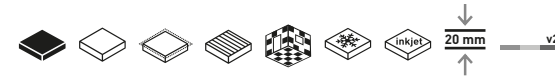


60X90X2 / 23,6X35,4X0,79"
60X60X2 / 23,6X23,6X0,79"
80X80X2 / 32X32X0,79"

GRAPHITE
PEI:3 - R11

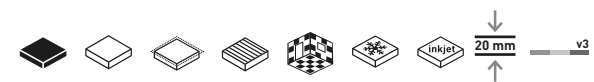


TERRAZZO



60X60X2 / 23,6X23,6X0,79" **GRIGIO**
PEI:4 - R11

TRAVERTINE



45X90X2 / 17,71X35,4X0,78" **DARK**
PEI:3 - R11



45X90X2 / 17,71X35,4X0,78" **SILVER**
60X60X2 / 23,6X23,6X0,79"
60X90X2 / 23,6X35,4X0,79"
PEI:4 - R11



45X90X2 / 17,71X35,4X0,78" **BEIGE**
60X60X2 / 23,6X23,6X0,79"
60X90X2 / 23,6X35,4X0,79"
PEI:4 - R11

TIBERWOOD



30X120X2 / 11,8X47,2X0,79" **NATURAL**
PEI:4 - R11



30X120X2 / 11,8X47,2X0,79" **GRIGIO**
PEI:4 - R11



30X120X2 / 11,8X47,2X0,79" **ASH**
PEI:3 - R11

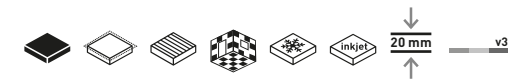


30X120X2 / 11,8X47,2X0,79" **AVANA**
PEI:4 - R11



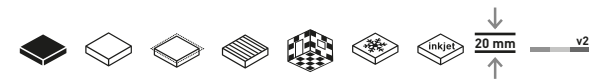
30X120X2 / 11,8X47,2X0,79"
60X120X2 / 23,6X47,2X0,79" **CHERRY**
PEI:3 - R11

VERTICE



60X60X2 / 23,6X23,6X0,79" **PEI:4 - R11**

VITORIA



45X90X2 / 17,71X35,4X0,79" **GREY**
PEI:4 - R11



45X90X2 / 17,71X35,4X0,79" **ANTHRACITE**
PEI:4 - R11

PORCELAIN TILE SURFACE SLIP RESISTANCE AND SUITABLE USING AREAS

ANTI-SLIP PROPERTIES ACCORDING TO DIN 51130, DIN 51097

AT THE MOMENT THERE IS NO EUROPEAN NORM THAT DETERMINES THE DEMANDS FOR SLIP RESISTANCE. BUT AS IN EVERYDAY USE, WHEN THE SLIP RESISTANCE IS VERY IMPORTANT, THE CURRENT GERMAN STANDARDS ARE USED FOR CLASSIFICATION.

THE SLIP RESISTANCE IS INFLUENCED BY MAINTENANCE AND WEAR.

THESE TWO STANDARDS DISTINGUISH BETWEEN THE SLIPPERINESS OF FLOOR SURFACES IN AREAS

- DIN 51130 WHERE PEOPLE WALK WITH THEIR SHOES ON (R9-R13) AND
- DIN 51097 WITH BARE FEET (A, B, C)

THE R LEVEL INDICATES THE ANGLE OF SLIPPAGE.

THE MEASUREMENT METHOD SPECIFIED IN DIN 51130 DISTINGUISHES AMONG THE FOLLOWING R SLIPPERINESS CLASSES AND PROVIDES INDICATIONS AS TO WHERE THEY MAY BE USED:

| | |
|------------------|---|
| R 9 (6° - 10°) | ENTRANCES AND STAIRWAYS ACCESSED FROM OUTSIDE, RESTAURANTS, SHOPS, CLINICS, HOSPITALS, SCHOOLS. |
| R 10 (10° - 19°) | SHARED TOILETS AND SHOWERS, SMALL KITCHENS IN RESTAURANTS AND CAFES, GARAGES AND BASEMENTS. |
| R 11 (19° - 27°) | FOOD PRODUCTION FACILITIES; MID-SIZED KITCHENS IN RESTAURANTS AND CAFÉS, WORKING ENVIRONMENTS WHERE THERE IS A LOT OF WATER AND SLUDGE, LABORATORIES, LAUNDRIES, HANGARS. |
| R 12 (27° - 35°) | PRODUCTION FACILITIES FOR FOODS RICH IN FATS SUCH AS DAIRY PRODUCTS, FOOD OILS, CURED MEATS, LARGE KITCHENS IN RESTAURANTS AND CAFÉS, INDUSTRIAL AREAS WHERE SLIPPER SUBSTANCES ARE USED. |
| R 13 (> 35°) | PLACES WHERE LARGE QUANTITIES OF FATS ARE USED, FOOD PROCESSING AREAS. |






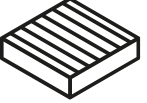
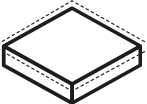



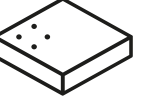

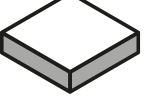
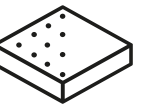
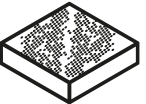


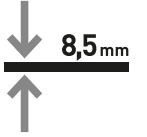

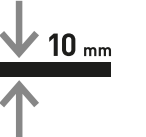

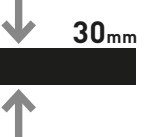
THE MEASUREMENT METHOD SPECIFIED IN DIN 51097 DEFINES THE SLIP RESISTANCE FOR AREAS WHERE PEOPLE WALK WITH BARE FEET AND RESULT IS DIVIDED INTO CATEGORIES A, B AND C.

A (≥ 12°) - DRY AREAS WHERE PEOPLE WALK BAREFOOT AND CHANGING ROOMS.

B (≥ 18°) - SHOWERS, BATHROOMS, AREAS SURROUND SWIMMING POOLS, CHILDREN'S SWIMMING POOL AND BOTTOM OF SHALLOW POOLS.

C (≥ 24°) - CROSSING AREAS IN SWIMMING POOL, TILTED EDGES OF SWIMMING

SYMBOLS

| | | | |
|---|---|---|---|
|  V1 |  POLISHED |  WHITE BODY |  DONA DAYANIM FROST RESISTANCE |
|  V2 |  MAT MATT |  REKTIYİE RECTIFIED |  inkjet INKJET |
|  V3 |  COLOUR BODY |  LAPPATO |  YER & DUVAR WALL & FLOOR |
| |  FULL BODY |  FULL LAPPATO |  SUGAR EFFECT |
| |  GLOSSY | | |
| |  SATIN MATT | | |
| |  8,5mm 8,5mm THICKNESS |  9mm 9mm THICKNESS |  10mm 10mm THICKNESS |
| | |  20mm 20mm THICKNESS |  30mm 30mm THICKNESS |

CERTIFICATIONS

TSE DOUBLE STAR

TSI CERTIFICATE OF CONFORMITY TO DOUBLE STAR CRITERIA



EN 14411 ANNEX G GROUP B1a

TURKISH STANDARD FOR CERAMIC TILES




ISO 9001

CERTIFICATE OF QUALITY MANAGEMENT SYSTEMS



OHSAS 18001

CERTIFICATE OF OCCUPATIONAL HEALTH AND SAFETY MANAGEMENT SYSTEMS



ISO 14001

CERTIFICATE OF ENVIRONMENTAL MANAGEMENT SYSTEMS



CE

DECLARATION OF PERFORMANCE



